Preppy Libra the scales

Needlepoint pattern | 90 x 90 stitches | 5 x 5 in (12.7 x 12.7 cm) on 18 mesh | 14 colors



How to stitch it



1. Each square is one tent stitch, up at 1, down at 2. Lines in continental, right to left, the canvas upside down for the next row; wide areas in basketweave.
2. Cut 18 in of thread. Start and end it without a knot left behind.
3. Mark the middle of the canvas. It is the outlined square on page 2, column 45, row 45 (DMC 3755): start there. Count threads, not holes.
4. Go on from it: picture first, background last. Gray squares are on two pages: stitch them once.
5. Last, two more rows all round, each stitch in the color it lies beside: the opening's edge hides them.

First time? How to needlepoint: flossfield.com/needlepoint/guides/how-to-start/
How to read a chart: flossfield.com/needlepoint/guides/how-to-read-a-chart/

What you need

Canvas: blank mono canvas, 18 mesh (18 threads to the inch), cut 9.5 in square (24.1 cm).

Needle: blunt tapestry, size 22. Also masking tape for the cut edges, and small scissors.

Thread: six-strand floss, 14 colors, about 19 skeins in all (an estimate). Stitch with 4 strands (5 or 6 if canvas shows).

Fit it into a lid: the box or tray, acid-free board and backing. Measure the opening first.
How to fit it into a lid.

Thread list, DMC

			stitches	skeins
●	**605**	Very Light Cranberry	1,716	2
■	**963**	Ultra Very Light Dusty Rose	1,646	2
▲	**823**	Dark Navy Blue	1,382	2
◆	**955**	Light Nile Green	1,008	2
▼	**702**	Kelly Green	950	2
★	**3865**	Winter White	336	1
❖	**743**	Medium Yellow	303	1
X	**3755**	Baby Blue	238	1
H	**699**	Green	170	1
+	**782**	Dark Topaz	116	1
=	**3823**	Ultra Pale Yellow	87	1
Z	**741**	Medium Tangerine	84	1
A	**165**	Very Light Moss Green	50	1
V	**312**	Very Dark Baby Blue	14	1

Skeins are estimates, with the two extra rows: the thread a stitch takes on the front and back of 18 mesh canvas, plus 30 percent, rounded up for each color.

Thread colors are approximate screen matches to DMC numbers. Check against real thread before you buy.

For your own stitching, gifts and handmade pieces you sell. Do not resell or share this PDF or copies of it.

Preppy Libra the scales

Needlepoint pattern

Columns 1 to 49, rows 1 to 90. Start at the red outline

This page is the dark part of the chart

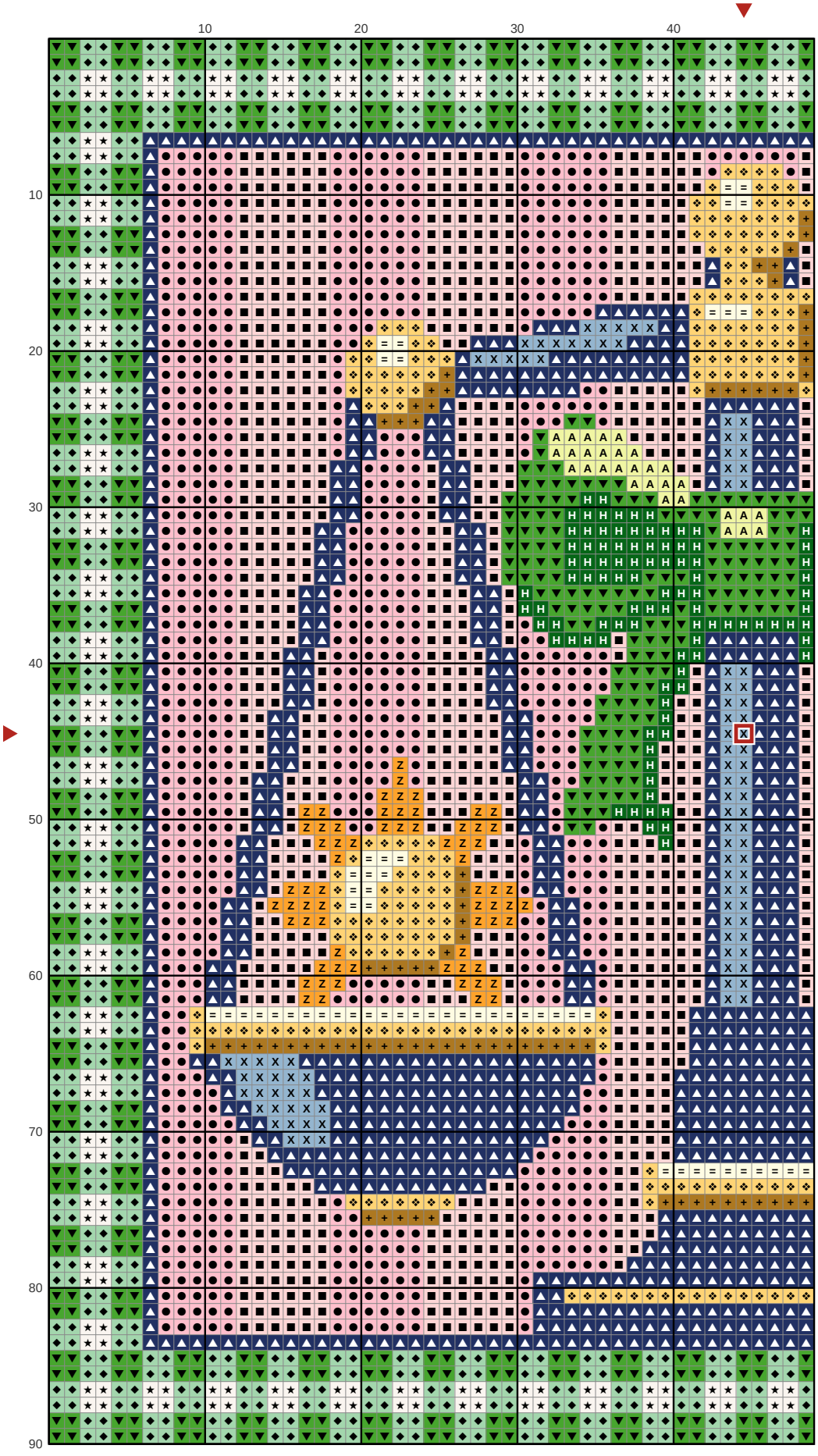

Key

- DMC 605 — Very Light Cranberry
- DMC 963 — Ultra Very Light Dusty Rose
- DMC 823 — Dark Navy Blue
- DMC 955 — Light Nile Green
- DMC 702 — Kelly Green
- DMC 3865 — Winter White
- DMC 743 — Medium Yellow
- DMC 3755 — Baby Blue
- DMC 699 — Green
- DMC 782 — Dark Topaz
- DMC 3823 — Ultra Pale Yellow
- DMC 741 — Medium Tangerine
- DMC 165 — Very Light Moss Green

Preppy Libra the scales

Needlepoint pattern

Columns 50 to 90, rows 1 to 90. Gray squares: charted already, do not stitch again

This page is the dark part of the chart

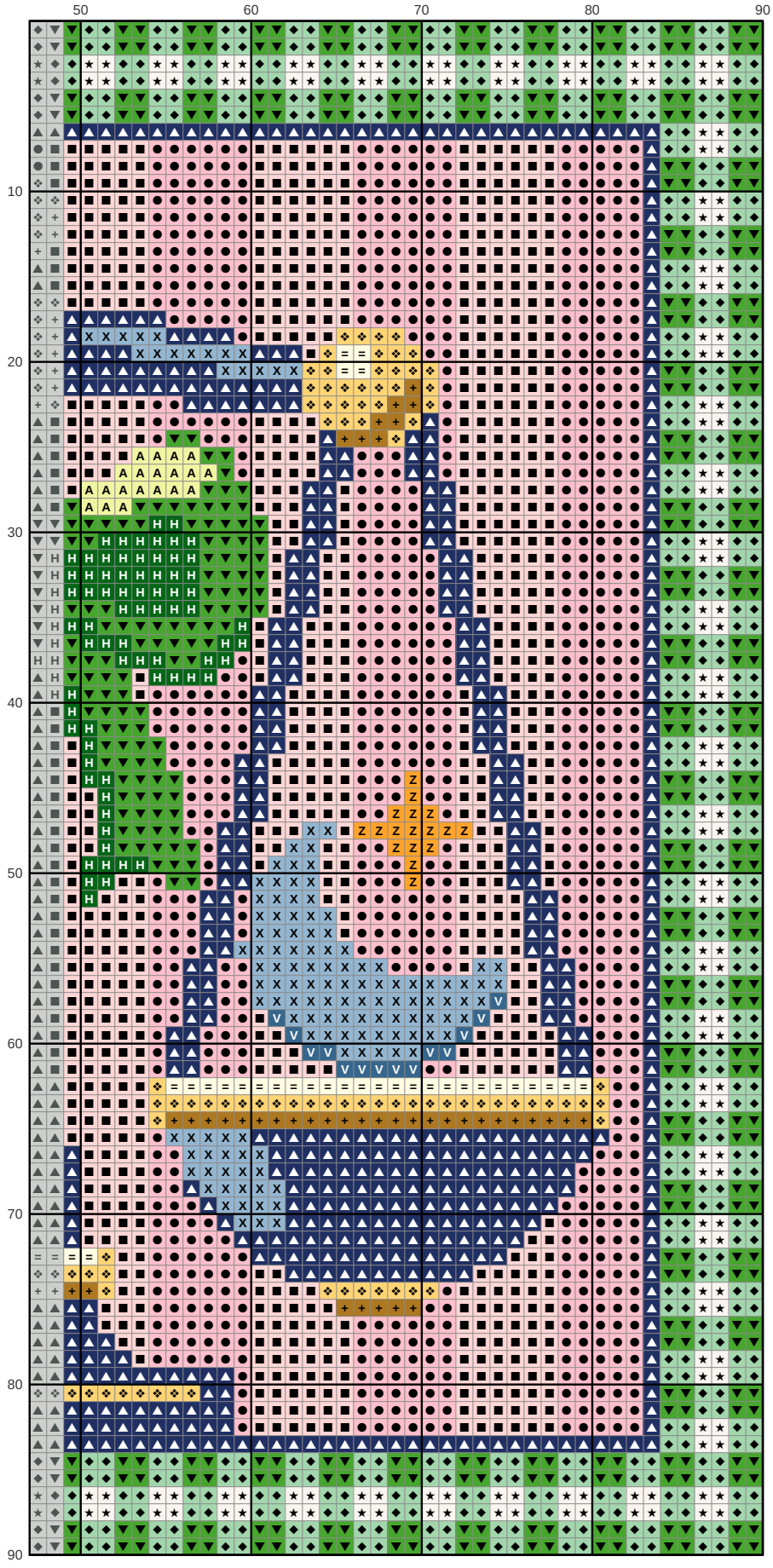

Key

- ● **DMC 605** Very Light Cranberry
- ■ **DMC 963** Ultra Very Light Dusty Rose
- ▲ **DMC 823** Dark Navy Blue
- ◆ **DMC 955** Light Nile Green
- ▼ **DMC 702** Kelly Green
- ★ **DMC 3865** Winter White
- ❖ **DMC 743** Medium Yellow
- X **DMC 3755** Baby Blue
- H **DMC 699** Green
- \+ **DMC 782** Dark Topaz
- = **DMC 3823** Ultra Pale Yellow
- Z **DMC 741** Medium Tangerine
- A **DMC 165** Very Light Moss Green
- V **DMC 312** Very Dark Baby Blue