Preppy licorice allsorts

Needlepoint pattern | 140 x 140 stitches | 14 x 14 in (35.6 x 35.6 cm) on 10 mesh | 24 colors



How to stitch it



1. Each square is one tent stitch, up at 1, down at 2. Lines in continental, right to left, the canvas upside down for the next row; wide areas in basketweave.
2. Cut 18 in of thread. Start and end it without a knot left behind.
3. Mark the middle of the canvas. It is the outlined square on page 2, column 70, row 70 (DMC BLANC): start there. Count threads, not holes.
4. Go on from it: picture first, background last. Gray squares are on two pages: stitch them once.
5. Last, two more rows all round in DMC 310: the seam hides them.

First time? How to needlepoint: flossfield.com/needlepoint/guides/how-to-start/
How to read a chart: flossfield.com/needlepoint/guides/how-to-read-a-chart/

What you need

Canvas: blank mono canvas, 10 mesh (10 threads to the inch), cut 18.5 in square (47 cm).

Needle: blunt tapestry, size 18. Also masking tape for the cut edges, and small scissors.

Thread: pearl cotton size 3, 24 colors, about 45 skeins in all (an estimate). Stitch with 2 lengths together.

Make it a pillow: backing fabric, an insert the size of the stitching or an inch larger, and cord or piping for the edge. How to finish a pillow.

Thread list, DMC

			stitches	skeins
●	BLANC	White	4,749	8
■	3761	Light Sky Blue	3,521	6
▲	310	Black	2,661	6
◆	3805	Cyclamen Pink	2,467	4
▼	3799	Very Dark Pewter Gray	768	2
★	726	Light Topaz	509	1
❖	741	Medium Tangerine	483	1
X	600	Very Dark Cranberry	445	1
H	3806	Light Cyclamen Pink	437	1
+	946	Medium Burnt Orange	392	1
=	3846	Light Bright Turquoise	380	1
Z	972	Deep Canary	342	1
A	445	Light Lemon	334	1
V	317	Pewter Gray	309	1
T	415	Pearl Gray	304	1
N	900	Dark Burnt Orange	290	1
S	807	Peacock Blue	288	1
K	3844	Dark Bright Turquoise	279	1
E	3809	Very Dark Turquoise	261	1
C	3747	Very Light Blue Violet	108	1
P	161	Gray Blue	80	1
U	3811	Very Light Turquoise	77	1
L	341	Light Blue Violet	72	1
2	605	Very Light Cranberry	44	1

Skeins are estimates, with the two extra rows: the thread a stitch takes on the front and back of 10 mesh canvas, plus 30 percent, rounded up for each color.

Thread colors are approximate screen matches to DMC numbers. Check against real thread before you buy.

For your own stitching, gifts and handmade pieces you sell. Do not resell or share this PDF or copies of it.

Preppy licorice allsorts Needlepoint pattern

Columns 1 to 74, rows 1 to 74. Start at the red outline

This page is the dark part of the chart



Key

- ● **DMC BLANC** White
- ■ **DMC 3761** Light Sky Blue
- ▲ **DMC 310** Black
- ◆ **DMC 3805** Cyclamen Pink
- ▼ **DMC 3799** Very Dark Pewter Gray
- ★ **DMC 726** Light Topaz
- ❖ **DMC 741** Medium Tangerine
- X **DMC 600** Very Dark Cranberry
- H **DMC 3806** Light Cyclamen Pink
- \+ **DMC 946** Medium Burnt Orange
- = **DMC 3846** Light Bright Turquoise
- Z **DMC 972** Deep Canary
- A **DMC 445** Light Lemon
- V **DMC 317** Pewter Gray
- T **DMC 415** Pearl Gray
- N **DMC 900** Dark Burnt Orange
- S **DMC 807** Peacock Blue
- K **DMC 3844** Dark Bright Turquoise
- E **DMC 3809** Very Dark Turquoise
- P **DMC 161** Gray Blue
- 2 **DMC 605** Very Light Cranberry

Preppy licorice allsorts Needlepoint pattern

Columns 75 to 140, rows 1 to 74. Gray squares: charted already, do not stitch again

This page is the dark part of the chart



Key

- ● **DMC BLANC** White
- ■ **DMC 3761** Light Sky Blue
- ▲ **DMC 310** Black
- ◆ **DMC 3805** Cyclamen Pink
- ▼ **DMC 3799** Very Dark Pewter Gray
- ★ **DMC 726** Light Topaz
- ❖ **DMC 741** Medium Tangerine
- X **DMC 600** Very Dark Cranberry
- H **DMC 3806** Light Cyclamen Pink
- \+ **DMC 946** Medium Burnt Orange
- A **DMC 445** Light Lemon
- V **DMC 317** Pewter Gray
- T **DMC 415** Pearl Gray
- N **DMC 900** Dark Burnt Orange
- S **DMC 807** Peacock Blue
- K **DMC 3844** Dark Bright Turquoise
- E **DMC 3809** Very Dark Turquoise
- C **DMC 3747** Very Light Blue Violet
- P **DMC 161** Gray Blue
- L **DMC 341** Light Blue Violet

Preppy licorice allsorts Needlepoint pattern

Columns 1 to 74, rows 75 to 140. Gray squares: charted already, do not stitch again

This page is the dark part of the chart



Key

- ● **DMC BLANC** White
- ■ **DMC 3761** Light Sky Blue
- ▲ **DMC 310** Black
- ◆ **DMC 3805** Cyclamen Pink
- ▼ **DMC 3799** Very Dark Pewter Gray
- ★ **DMC 726** Light Topaz
- X **DMC 600** Very Dark Cranberry
- H **DMC 3806** Light Cyclamen Pink
- \+ **DMC 946** Medium Burnt Orange
- = **DMC 3846** Light Bright Turquoise
- Z **DMC 972** Deep Canary
- V **DMC 317** Pewter Gray
- T **DMC 415** Pearl Gray
- N **DMC 900** Dark Burnt Orange
- S **DMC 807** Peacock Blue
- K **DMC 3844** Dark Bright Turquoise
- E **DMC 3809** Very Dark Turquoise
- P **DMC 161** Gray Blue
- U **DMC 3811** Very Light Turquoise

Preppy licorice allsorts Needlepoint pattern

Columns 75 to 140, rows 75 to 140. Gray squares: charted already, do not stitch again

This page is the dark part of the chart



Key

- ● **DMC BLANC** White
- ■ **DMC 3761** Light Sky Blue
- ▲ **DMC 310** Black
- ◆ **DMC 3805** Cyclamen Pink
- ▼ **DMC 3799** Very Dark Pewter Gray
- ★ **DMC 726** Light Topaz
- ❖ **DMC 741** Medium Tangerine
- X **DMC 600** Very Dark Cranberry
- \+ **DMC 946** Medium Burnt Orange
- = **DMC 3846** Light Bright Turquoise
- Z **DMC 972** Deep Canary
- A **DMC 445** Light Lemon
- T **DMC 415** Pearl Gray
- N **DMC 900** Dark Burnt Orange
- S **DMC 807** Peacock Blue
- K **DMC 3844** Dark Bright Turquoise
- E **DMC 3809** Very Dark Turquoise
- C **DMC 3747** Very Light Blue Violet
- P **DMC 161** Gray Blue
- U **DMC 3811** Very Light Turquoise
- L **DMC 341** Light Blue Violet