# Preppy lighthouse with hydrangeas

Needlepoint pattern | 90 x 126 stitches | 5 x 7 in (12.7 x 17.8 cm) on 18 mesh | 20 colors



## How to stitch it




1. Each square is one tent stitch, up at 1, down at 2. Lines in continental, right to left, the canvas upside down for the next row; wide areas in basketweave.
2. Cut 18 in of thread. Start and end it without a knot left behind.
3. Mark the middle of the canvas. It is the outlined square on page 2, column 45, row 63 (DMC 823): start there. Count threads, not holes.
4. Go on from it: picture first, background last. Gray squares are on two pages: stitch them once.
5. When it is done, block it square.

First time? How to needlepoint: flossfield.com/needlepoint/guides/how-to-start/
How to read a chart: flossfield.com/needlepoint/guides/how-to-read-a-chart/

## What you need

**Canvas:** blank mono canvas, 18 mesh (18 threads to the inch), cut 9 in wide x 11 in high (22.9 x 27.9 cm).

**Needle:** blunt tapestry, size 22. Also masking tape for the cut edges, and small scissors.

**Thread:** six-strand floss, 20 colors, about 24 skeins in all (an estimate). Stitch with 4 strands (5 or 6 if canvas shows).

**Frame it:** acid-free board and a frame.
How to frame needlepoint.

## Thread list, DMC

| | | | stitches | skeins |
|---|---|---|---|---|
| ● | 3761 | Light Sky Blue | 2,892 | 3 |
| ■ | 823 | Dark Navy Blue | 2,176 | 2 |
| ▲ | BLANC | White | 1,655 | 2 |
| ◆ | 3844 | Dark Bright Turquoise | 794 | 1 |
| ▼ | 890 | Ultra Dark Pistachio Green | 611 | 1 |
| ★ | 605 | Very Light Cranberry | 527 | 1 |
| ❖ | 702 | Kelly Green | 450 | 1 |
| X | 797 | Royal Blue | 353 | 1 |
| H | 341 | Light Blue Violet | 258 | 1 |
| + | 816 | Garnet | 236 | 1 |
| = | 699 | Green | 206 | 1 |
| Z | 602 | Medium Cranberry | 186 | 1 |
| A | 321 | Red | 160 | 1 |
| V | 322 | Dark Baby Blue | 147 | 1 |
| T | 739 | Ultra Very Light Tan | 133 | 1 |
| N | 3806 | Light Cyclamen Pink | 123 | 1 |
| S | 3841 | Pale Baby Blue | 121 | 1 |
| K | 3755 | Baby Blue | 116 | 1 |
| E | 725 | Medium Light Topaz | 99 | 1 |
| C | 704 | Bright Chartreuse | 97 | 1 |

Skeins are estimates: the thread a stitch takes on the front and back of 18 mesh canvas, plus 30 percent, rounded up for each color.
Thread colors are approximate screen matches to DMC numbers. Check against real thread before you buy.
For your own stitching, gifts and handmade pieces you sell. Do not resell or share this PDF or copies of it.

# Preppy lighthouse with hydrangeas

Needlepoint pattern

Columns 1 to 90, rows 1 to 67. Start at the red outline

This page is the dark part of the chart




## Key

- **DMC 3761** Light Sky Blue
- **DMC 823** Dark Navy Blue
- **DMC BLANC** White
- **DMC 3844** Dark Bright Turquoise
- **DMC 605** Very Light Cranberry
- **DMC 797** Royal Blue
- **DMC 341** Light Blue Violet
- **DMC 816** Garnet
- **DMC 602** Medium Cranberry
- **DMC 321** Red
- **DMC 3841** Pale Baby Blue
- **DMC 725** Medium Light Topaz

# Preppy lighthouse with hydrangeas

Needlepoint pattern

Columns 1 to 90, rows 68 to 126. Gray squares: charted already, do not stitch again

This page is the dark part of the chart




## Key

- **DMC 823** Dark Navy Blue
- **DMC BLANC** White
- **DMC 3844** Dark Bright Turquoise
- **DMC 890** Ultra Dark Pistachio Green
- **DMC 605** Very Light Cranberry
- **DMC 702** Kelly Green
- **DMC 797** Royal Blue
- **DMC 341** Light Blue Violet
- **DMC 816** Garnet
- **DMC 699** Green
- **DMC 602** Medium Cranberry
- **DMC 321** Red
- **DMC 322** Dark Baby Blue
- **DMC 739** Ultra Very Light Tan
- **DMC 3806** Light Cyclamen Pink
- **DMC 3841** Pale Baby Blue
- **DMC 3755** Baby Blue
- **DMC 725** Medium Light Topaz
- **DMC 704** Bright Chartreuse