Preppy rainbow lorikeet in flight

Needlepoint pattern | 140 x 140 stitches | 14 x 14 in (35.6 x 35.6 cm) on 10 mesh | 24 colors



How to stitch it



1. Each square is one tent stitch, up at 1, down at 2. Lines in continental, right to left, the canvas upside down for the next row; wide areas in basketweave.
2. Cut 18 in of thread. Start and end it without a knot left behind.
3. Mark the middle of the canvas. It is the outlined square on page 2, column 70, row 70 (DMC 946): start there. Count threads, not holes.
4. Go on from it: picture first, background last. Gray squares are on two pages: stitch them once.
5. Last, two more rows all round in DMC 701: the seam hides them.

First time? How to needlepoint: flossfield.com/needlepoint/guides/how-to-start/
How to read a chart: flossfield.com/needlepoint/guides/how-to-read-a-chart/

What you need

Canvas: blank mono canvas, 10 mesh (10 threads to the inch), cut 18.5 in square (47 cm).

Needle: blunt tapestry, size 18. Also masking tape for the cut edges, and small scissors.

Thread: pearl cotton size 3, 24 colors, about 46 skeins in all (an estimate). Stitch with 2 lengths together.

Make it a pillow: backing fabric, an insert the size of the stitching or an inch larger, and cord or piping for the edge. How to finish a pillow.

Thread list, DMC

			stitches	skeins
●	963	Ultra Very Light Dusty Rose	6,818	11
■	701	Light Green	4,143	8
▲	823	Dark Navy Blue	1,578	3
◆	699	Green	1,081	2
▼	BLANC	White	1,060	2
★	322	Dark Baby Blue	877	2
❖	703	Chartreuse	465	1
X	601	Dark Cranberry	448	1
H	351	Coral	374	1
+	797	Royal Blue	290	1
=	349	Dark Coral	285	1
Z	741	Medium Tangerine	253	1
A	727	Very Light Topaz	248	1
V	725	Medium Light Topaz	246	1
T	603	Cranberry	226	1
N	817	Very Dark Coral Red	219	1
S	907	Light Parrot Green	216	1
K	605	Very Light Cranberry	189	1
E	946	Medium Burnt Orange	161	1
C	995	Dark Electric Blue	137	1
P	606	Bright Orange-Red	115	1
U	816	Garnet	101	1
L	321	Red	39	1
2	352	Light Coral	31	1

Skeins are estimates, with the two extra rows: the thread a stitch takes on the front and back of 10 mesh canvas, plus 30 percent, rounded up for each color.

Thread colors are approximate screen matches to DMC numbers. Check against real thread before you buy.

For your own stitching, gifts and handmade pieces you sell. Do not resell or share this PDF or copies of it.

Preppy rainbow lorikeet in flight

Needlepoint pattern

Columns 1 to 74, rows 1 to 74. Start at the red outline

This page is the dark part of the chart

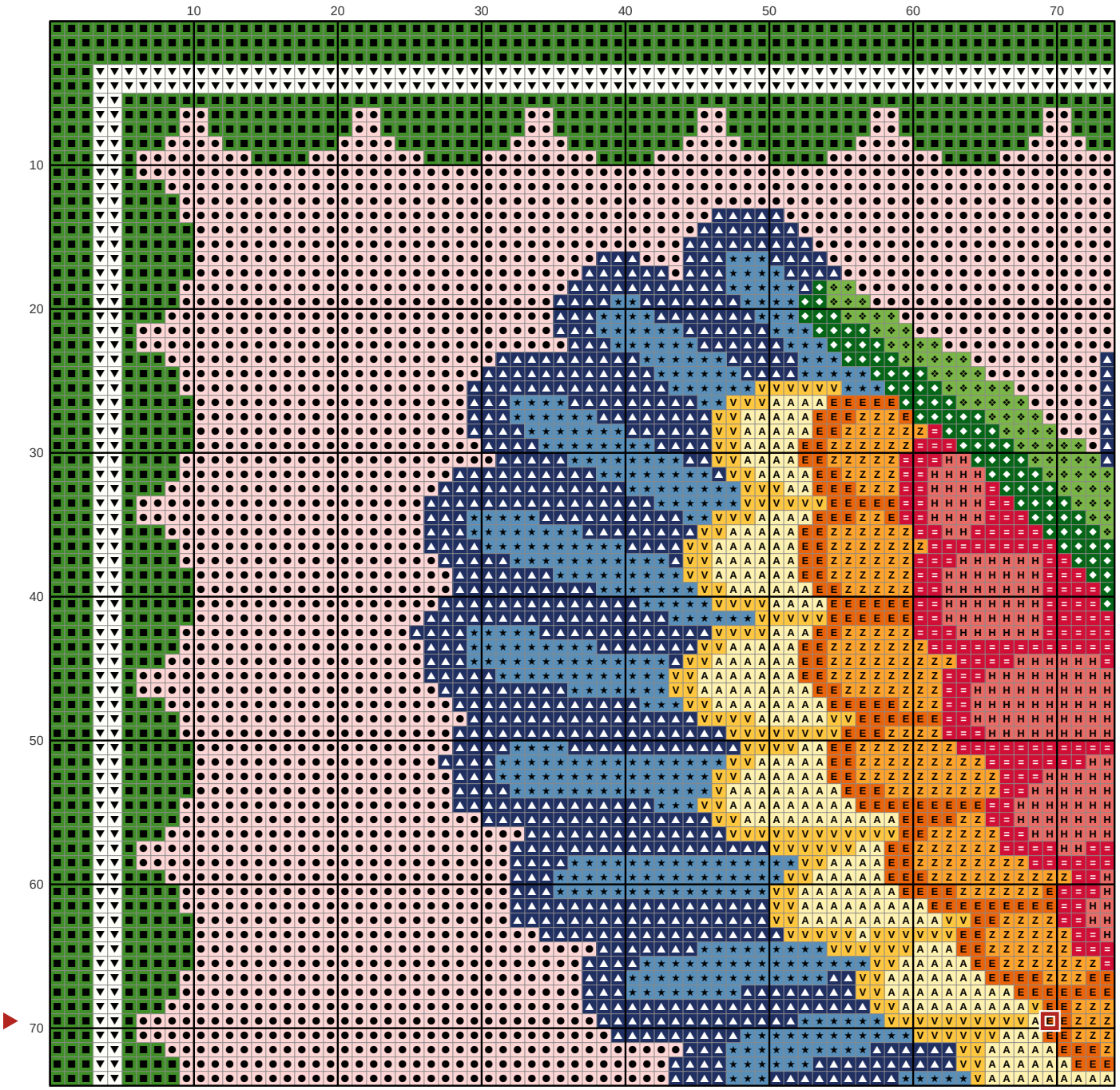

Key

- ● **DMC 963** Ultra Very Light Dusty Rose
- ■ **DMC 701** Light Green
- ▲ **DMC 823** Dark Navy Blue
- ◆ **DMC 699** Green
- ▼ **DMC BLANC** White
- ★ **DMC 322** Dark Baby Blue
- ❖ **DMC 703** Chartreuse
- H **DMC 351** Coral
- = **DMC 349** Dark Coral
- Z **DMC 741** Medium Tangerine
- A **DMC 727** Very Light Topaz
- V **DMC 725** Medium Light Topaz
- E **DMC 946** Medium Burnt Orange

Preppy rainbow lorikeet in flight

Needlepoint pattern

Columns 75 to 140, rows 1 to 74. Gray squares: charted already, do not stitch again

This page is the dark part of the chart



Key

- ● **DMC 963** Ultra Very Light Dusty Rose
- ■ **DMC 701** Light Green
- ▲ **DMC 823** Dark Navy Blue
- ◆ **DMC 699** Green
- ▼ **DMC BLANC** White
- ★ **DMC 322** Dark Baby Blue
- ❖ **DMC 703** Chartreuse
- **H** **DMC 351** Coral
- **+** **DMC 797** Royal Blue
- **=** **DMC 349** Dark Coral
- **Z** **DMC 741** Medium Tangerine
- **V** **DMC 725** Medium Light Topaz
- **N** **DMC 817** Very Dark Coral Red
- **S** **DMC 907** Light Parrot Green
- **E** **DMC 946** Medium Burnt Orange
- **C** **DMC 995** Dark Electric Blue
- **P** **DMC 606** Bright Orange-Red
- **U** **DMC 816** Garnet
- **L** **DMC 321** Red
- **2** **DMC 352** Light Coral

Preppy rainbow lorikeet in flight Needlepoint pattern

Columns 1 to 74, rows 75 to 140. Gray squares: charted already, do not stitch again

This page is the dark part of the chart



Key

- ● **DMC 963** Ultra Very Light Dusty Rose
- ■ **DMC 701** Light Green
- ▲ **DMC 823** Dark Navy Blue
- ◆ **DMC 699** Green
- ▼ **DMC BLANC** White
- ★ **DMC 322** Dark Baby Blue
- ❖ **DMC 703** Chartreuse
- X **DMC 601** Dark Cranberry
- A **DMC 727** Very Light Topaz
- V **DMC 725** Medium Light Topaz
- T **DMC 603** Cranberry
- S **DMC 907** Light Parrot Green
- K **DMC 605** Very Light Cranberry

Preppy rainbow lorikeet in flight Needlepoint pattern

Columns 75 to 140, rows 75 to 140. Gray squares: charted already, do not stitch again

This page is the dark part of the chart



Key

- ● **DMC 963** Ultra Very Light Dusty Rose
- ■ **DMC 701** Light Green
- ▲ **DMC 823** Dark Navy Blue
- ◆ **DMC 699** Green
- ▼ **DMC BLANC** White
- ★ **DMC 322** Dark Baby Blue
- X **DMC 601** Dark Cranberry
- H **DMC 351** Coral
- = **DMC 349** Dark Coral
- V **DMC 725** Medium Light Topaz
- T **DMC 603** Cranberry
- N **DMC 817** Very Dark Coral Red
- S **DMC 907** Light Parrot Green
- K **DMC 605** Very Light Cranberry
- U **DMC 816** Garnet