Preppy mailbox with palm trees

Needlepoint pattern | 90 x 90 stitches | 5 x 5 in (12.7 x 12.7 cm) on 18 mesh | 18 colors



How to stitch it



1. Each square is one tent stitch, up at 1, down at 2. Lines in continental, right to left, the canvas upside down for the next row; wide areas in basketweave.
2. Cut 18 in of thread. Start and end it without a knot left behind.
3. Mark the middle of the canvas. It is the outlined square on page 2, column 45, row 45 (DMC 336): start there. Count threads, not holes.
4. Go on from it: picture first, background last. Gray squares are on two pages: stitch them once.
5. Last, two more rows all round, each stitch in the color it lies beside: the opening's edge hides them.

First time? How to needlepoint: flossfield.com/needlepoint/guides/how-to-start/
How to read a chart: flossfield.com/needlepoint/guides/how-to-read-a-chart/

What you need

Canvas: blank mono canvas, 18 mesh (18 threads to the inch), cut 9.5 in square (24.1 cm).

Needle: blunt tapestry, size 22. Also masking tape for the cut edges, and small scissors.

Thread: six-strand floss, 18 colors, about 20 skeins in all (an estimate). Stitch with 4 strands (5 or 6 if canvas shows).

Fit it into a lid: the box or tray, acid-free board and backing. Measure the opening first.
How to fit it into a lid.

Thread list, DMC

			stitches	skeins
●	**605**	Very Light Cranberry	2,007	2
■	**963**	Ultra Very Light Dusty Rose	1,352	2
▲	**895**	Very Dark Hunter Green	817	1
◆	**336**	Navy Blue	769	1
▼	**BLANC**	White	638	1
★	**699**	Green	416	1
❖	**703**	Chartreuse	370	1
X	**725**	Medium Light Topaz	292	1
H	**435**	Very Light Brown	240	1
+	**601**	Dark Cranberry	236	1
=	**3325**	Light Baby Blue	193	1
Z	**437**	Light Tan	185	1
A	**939**	Very Dark Navy Blue	176	1
V	**782**	Dark Topaz	108	1
T	**815**	Medium Garnet	92	1
N	**799**	Medium Delft Blue	81	1
S	**603**	Cranberry	74	1
K	**801**	Dark Coffee Brown	54	1

Skeins are estimates, with the two extra rows: the thread a stitch takes on the front and back of 18 mesh canvas, plus 30 percent, rounded up for each color.

Thread colors are approximate screen matches to DMC numbers. Check against real thread before you buy.

For your own stitching, gifts and handmade pieces you sell. Do not resell or share this PDF or copies of it.

Preppy mailbox with palm trees

Needlepoint pattern

Columns 1 to 45, rows 1 to 90. Start at the red outline

This page is the dark part of the chart



Key

- DMC 605 Very Light Cranberry
- DMC 963 Ultra Very Light Dusty Rose
- DMC 895 Very Dark Hunter Green
- DMC 336 Navy Blue
- DMC BLANC White
- DMC 699 Green
- DMC 703 Chartreuse
- DMC 725 Medium Light Topaz
- DMC 435 Very Light Brown
- DMC 601 Dark Cranberry
- DMC 3325 Light Baby Blue
- DMC 437 Light Tan
- DMC 939 Very Dark Navy Blue
- DMC 782 Dark Topaz
- DMC 815 Medium Garnet
- DMC 799 Medium Delft Blue
- DMC 603 Cranberry
- DMC 801 Dark Coffee Brown

Preppy mailbox with palm trees

Needlepoint pattern

This page is the dark part of the chart

Columns 46 to 90, rows 1 to 90. Gray squares: charted already, do not stitch again



Key

- ● **DMC 605** Very Light Cranberry
- ■ **DMC 963** Ultra Very Light Dusty Rose
- ▲ **DMC 895** Very Dark Hunter Green
- ◆ **DMC 336** Navy Blue
- ▼ **DMC BLANC** White
- ★ **DMC 699** Green
- ❖ **DMC 703** Chartreuse
- X **DMC 725** Medium Light Topaz
- H **DMC 435** Very Light Brown
- \+ **DMC 601** Dark Cranberry
- = **DMC 3325** Light Baby Blue
- Z **DMC 437** Light Tan
- A **DMC 939** Very Dark Navy Blue
- V **DMC 782** Dark Topaz
- T **DMC 815** Medium Garnet
- N **DMC 799** Medium Delft Blue
- S **DMC 603** Cranberry
- K **DMC 801** Dark Coffee Brown