Mason jar of three daisies

Needlepoint pattern | 90 x 90 stitches | 5 x 5 in (12.7 x 12.7 cm) on 18 mesh | 7 colors



How to read the chart



1. Each square is one tent stitch, up at 1, down at 2: basketweave for the background, continental for lines.
2. Bind the edges. Cut 18 in of thread; start and end it without a knot left behind.
3. Mark the middle of the canvas. It is the outlined square on page 2 (DMC BLANC): start there. Count threads, not holes.
4. Picture first, then border, background last. Gray squares are on two pages: stitch them once.
5. A heavier line stands every ten squares: count by them.
6. When it is done, block it square.

flossfield.com/needlepoint/guides/how-to-read-a-chart/

You will need

Canvas: blank mono canvas, 18 mesh (18 threads to the inch), cut 9 x 9 in (22.9 x 22.9 cm).

Needle: tapestry, size 22. Also masking tape for the cut edges, and small scissors.

Thread: six-strand floss, 4 strands in the needle (5 or 6 if canvas shows), about 11 skeins in all (an estimate).

Fit it into a lid: the box or tray, acid-free board and backing. Measure the opening first. Stitch two extra rows all round, carrying the colors of the edge on: the edge of the opening covers them. How to fit it into a lid.

Thread list

			stitches	skeins of floss
●	**DMC 336**	Navy Blue	2,865	3
■	**DMC BLANC**	White	1,876	2
▲	**DMC 3325**	Light Baby Blue	1,715	2
◆	**DMC 351**	Coral	708	1
▼	**DMC 701**	Light Green	560	1
★	**DMC 704**	Bright Chartreuse	208	1
❖	**DMC 725**	Medium Light Topaz	168	1

Skeins are estimates: the thread a stitch takes on the front and back of 18 mesh canvas, plus 30 percent, rounded up for each color.

Thread colors are approximate screen matches to DMC numbers. Check against real thread before you buy.

For your own stitching, gifts and handmade pieces you sell. Do not resell or share this PDF or copies of it.

Mason jar of three daisies

Needlepoint pattern

Chart 1 of 2: columns 1 to 45, rows 1 to 90. Start at the red outline

This page is the dark part of the chart



Key

- **DMC 336** Navy Blue
- **DMC BLANC** White
- **DMC 3325** Light Baby Blue
- **DMC 351** Coral
- **DMC 701** Light Green
- **DMC 704** Bright Chartreuse
- **DMC 725** Medium Light Topaz

Mason jar of three daisies

Needlepoint pattern

This page is the dark part of the chart

Chart 2 of 2: columns 46 to 90, rows 1 to 90. Gray squares repeat columns 44 and 45: do not stitch them twice



Key

- **DMC 336** Navy Blue
- **DMC BLANC** White
- **DMC 3325** Light Baby Blue
- **DMC 351** Coral
- **DMC 701** Light Green
- **DMC 704** Bright Chartreuse
- **DMC 725** Medium Light Topaz