# Preppy pink and green mistletoe ornament

Needlepoint pattern | 72 x 72 stitches | 4 x 4 in (10.2 x 10.2 cm) on 18 mesh | 10 colors



## How to stitch it




1. Each square is one tent stitch, up at 1, down at 2. Lines in continental, right to left, the canvas upside down for the next row; wide areas in basketweave.
2. Cut 18 in of thread. Start and end it without a knot left behind.
3. Mark the middle of the canvas. It is the outlined square, column 36, row 36 (DMC BLANC): start there. Count threads, not holes.
4. Go on from it: picture first, background last. End the thread before crossing another color. Empty squares stay bare.
5. Last, two more rows all round in DMC 701: the board's edge hides them.

First time? How to needlepoint: flossfield.com/needlepoint/guides/how-to-start/
How to read a chart: flossfield.com/needlepoint/guides/how-to-read-a-chart/

## What you need

**Canvas:** blank mono canvas, 18 mesh (18 threads to the inch), cut 8.5 in square (21.6 cm).

**Needle:** blunt tapestry, size 22. Also masking tape for the cut edges, and small scissors.

**Thread:** six-strand floss, 10 colors, about 11 skeins in all (an estimate). Stitch with 4 strands (5 or 6 if canvas shows).

**Make it an ornament:** board, thin batting, backing fabric and twisted cord.
How to finish an ornament.

## Thread list

| | | | stitches | skeins of floss |
|---|---|---|---|---|
| ● | **DMC 604** | Light Cranberry | 964 | 1 |
| ■ | **DMC 701** | Light Green | 892 | 2 |
| ▲ | **DMC BLANC** | White | 744 | 1 |
| ◆ | **DMC 600** | Very Dark Cranberry | 632 | 1 |
| ▼ | **DMC 895** | Very Dark Hunter Green | 354 | 1 |
| ★ | **DMC 704** | Bright Chartreuse | 148 | 1 |
| ❖ | **DMC 369** | Very Light Pistachio Green | 104 | 1 |
| X | **DMC 777** | Very Dark Raspberry | 82 | 1 |
| H | **DMC 602** | Medium Cranberry | 82 | 1 |
| + | **DMC 504** | Very Light Blue Green | 58 | 1 |

Skeins are estimates, with the two extra rows: the thread a stitch takes on the front and back of 18 mesh canvas, plus 30 percent, rounded up for each color.

Thread colors are approximate screen matches to DMC numbers. Check against real thread before you buy.

For your own stitching, gifts and handmade pieces you sell. Do not resell or share this PDF or copies of it.

# Preppy pink and green mistletoe ornament

Needlepoint pattern

Chart: 72 x 72 stitches. Start at the red outline




## Key

- ● **DMC 604** Light Cranberry
- ■ **DMC 701** Light Green
- ▲ **DMC BLANC** White
- ◆ **DMC 600** Very Dark Cranberry
- ▼ **DMC 895** Very Dark Hunter Green
- ★ **DMC 704** Bright Chartreuse
- ❖ **DMC 369** Very Light Pistachio Green
- X **DMC 777** Very Dark Raspberry
- H **DMC 602** Medium Cranberry
- \+ **DMC 504** Very Light Blue Green