Preppy moon on a cloud in scallop bands

Needlepoint pattern | 90 x 90 stitches | 5 x 5 in (12.7 x 12.7 cm) on 18 mesh | 13 colors



How to stitch it



1. Each square is one tent stitch, up at 1, down at 2. Lines in continental, right to left, the canvas upside down for the next row; wide areas in basketweave.
2. Cut 18 in of thread. Start and end it without a knot left behind.
3. Mark the middle of the canvas. It is the outlined square on page 2, column 45, row 45 (DMC 823): start there. Count threads, not holes.
4. Go on from it: picture first, background last. Gray squares are on two pages: stitch them once.
5. Last, two more rows all round in DMC 601: the opening's edge hides them.

First time? How to needlepoint: flossfield.com/needlepoint/guides/how-to-start/
How to read a chart: flossfield.com/needlepoint/guides/how-to-read-a-chart/

What you need

Canvas: blank mono canvas, 18 mesh (18 threads to the inch), cut 9.5 in square (24.1 cm).

Needle: blunt tapestry, size 22. Also masking tape for the cut edges, and small scissors.

Thread: six-strand floss, 13 colors, about 16 skeins in all (an estimate). Stitch with 4 strands (5 or 6 if canvas shows).

Fit it into a lid: the box or tray, acid-free board and backing. Measure the opening first.
How to fit it into a lid.

Thread list, DMC

			stitches	skeins
●	**823**	Dark Navy Blue	2,353	2
■	**BLANC**	White	2,073	2
▲	**601**	Dark Cranberry	1,248	2
◆	**727**	Very Light Topaz	807	1
▼	**603**	Cranberry	340	1
★	**3325**	Light Baby Blue	306	1
❖	**334**	Medium Baby Blue	200	1
X	**3841**	Pale Baby Blue	200	1
H	**963**	Ultra Very Light Dusty Rose	200	1
+	**726**	Light Topaz	149	1
=	**3078**	Very Light Golden Yellow	114	1
Z	**3820**	Dark Straw	80	1
A	**3708**	Light Melon	30	1

Skeins are estimates, with the two extra rows: the thread a stitch takes on the front and back of 18 mesh canvas, plus 30 percent, rounded up for each color.

Thread colors are approximate screen matches to DMC numbers. Check against real thread before you buy.

For your own stitching, gifts and handmade pieces you sell. Do not resell or share this PDF or copies of it.

Preppy moon on a cloud in scallop bands

Needlepoint pattern

Columns 1 to 49, rows 1 to 90. Start at the red outline

This page is the dark part of the chart



Key

- **DMC 823** Dark Navy Blue
- **DMC BLANC** White
- **DMC 601** Dark Cranberry
- **DMC 727** Very Light Topaz
- **DMC 603** Cranberry
- **DMC 3325** Light Baby Blue
- **DMC 334** Medium Baby Blue
- **DMC 3841** Pale Baby Blue
- **DMC 963** Ultra Very Light Dusty Rose
- **DMC 726** Light Topaz
- **DMC 3078** Very Light Golden Yellow

Preppy moon on a cloud in scallop bands

Needlepoint pattern

Columns 50 to 90, rows 1 to 90. Gray squares: charted already, do not stitch again

This page is the dark part of the chart



Key

- **DMC 823** Dark Navy Blue
- **DMC BLANC** White
- **DMC 601** Dark Cranberry
- **DMC 727** Very Light Topaz
- **DMC 603** Cranberry
- **DMC 3325** Light Baby Blue
- **DMC 334** Medium Baby Blue
- **DMC 3841** Pale Baby Blue
- **DMC 963** Ultra Very Light Dusty Rose
- **DMC 726** Light Topaz
- **DMC 3078** Very Light Golden Yellow
- **DMC 3820** Dark Straw
- **DMC 3708** Light Melon