Preppy moving boxes glasses case

Needlepoint pattern | 63 x 121 stitches | 3.5 x 6.7 in (8.9 x 17.1 cm) on 18 mesh | 14 colors



How to stitch it



1. Each square is one tent stitch, up at 1, down at 2. Lines in continental, right to left, the canvas upside down for the next row; wide areas in basketweave.
2. Cut 18 in of thread. Start and end it without a knot left behind.
3. Mark the middle of the canvas. It is the outlined square on page 3, column 32, row 61 (DMC 604): start there. Count threads, not holes.
4. Go on from it: picture first, background last. Gray squares are on two pages: stitch them once.
5. Last, two more rows all round, each stitch in the color it lies beside: the seam hides them.

First time? How to needlepoint: flossfield.com/needlepoint/guides/how-to-start/
How to read a chart: flossfield.com/needlepoint/guides/how-to-read-a-chart/

What you need

Canvas: blank mono canvas, 18 mesh (18 threads to the inch), cut 8 in wide x 11 in high (20.3 x 27.9 cm).

Needle: blunt tapestry, size 22. Also masking tape for the cut edges, and small scissors.

Thread: six-strand floss, 14 colors, about 17 skeins in all (an estimate). Stitch with 4 strands (5 or 6 if canvas shows).

Make it a case: lining fabric and backing fabric, 5 by 8 inches of each, sewing thread, a sharp needle and clips. The chart is one side: the other is cloth, or the same chart again. Try the folded glasses on it first. How to make an eyeglass case.

Thread list, DMC

			stitches	skeins
●	**434**	Light Brown	1,802	2
■	**436**	Tan	1,702	2
▲	**739**	Ultra Very Light Tan	1,400	2
◆	**336**	Navy Blue	513	1
▼	**602**	Medium Cranberry	403	1
★	**BLANC**	White	339	1
❖	**702**	Kelly Green	304	1
X	**3846**	Light Bright Turquoise	264	1
H	**799**	Medium Delft Blue	206	1
+	**699**	Green	177	1
=	**604**	Light Cranberry	137	1
Z	**600**	Very Dark Cranberry	135	1
A	**3844**	Dark Bright Turquoise	125	1
V	**938**	Ultra Dark Coffee Brown	116	1

Skeins are estimates, with the two extra rows: the thread a stitch takes on the front and back of 18 mesh canvas, plus 30 percent, rounded up for each color.

Thread colors are approximate screen matches to DMC numbers. Check against real thread before you buy.

For your own stitching, gifts and handmade pieces you sell. Do not resell or share this PDF or copies of it.

Preppy moving boxes glasses case

Needlepoint pattern

Columns 1 to 63, rows 1 to 56

This page is the dark part of the chart



Key

- **DMC 434** Light Brown
- **DMC 436** Tan
- **DMC 739** Ultra Very Light Tan
- **DMC 336** Navy Blue
- **DMC 602** Medium Cranberry
- **DMC BLANC** White
- **DMC 702** Kelly Green
- **DMC 3846** Light Bright Turquoise
- **DMC 799** Medium Delft Blue
- **DMC 699** Green
- **DMC 604** Light Cranberry
- **DMC 600** Very Dark Cranberry
- **DMC 3844** Dark Bright Turquoise
- **DMC 938** Ultra Dark Coffee Brown

Preppy moving boxes glasses case

Needlepoint pattern

Columns 1 to 63, rows 57 to 121. Start at the red outline. Gray squares: charted already, do not stitch again

This page is the dark part of the chart



Key

- **DMC 434** Light Brown
- **DMC 436** Tan
- **DMC 739** Ultra Very Light Tan
- **DMC 336** Navy Blue
- **DMC 602** Medium Cranberry
- **DMC BLANC** White
- **DMC 702** Kelly Green
- **DMC 3846** Light Bright Turquoise
- **DMC 799** Medium Delft Blue
- **DMC 699** Green
- **DMC 604** Light Cranberry
- **DMC 600** Very Dark Cranberry
- **DMC 3844** Dark Bright Turquoise
- **DMC 938** Ultra Dark Coffee Brown