Preppy Nantucket basket

Needlepoint pattern | 90 x 90 stitches | 5 x 5 in (12.7 x 12.7 cm) on 18 mesh | 18 colors



How to stitch it



1. Each square is one tent stitch, up at 1, down at 2. Lines in continental, right to left, the canvas upside down for the next row; wide areas in basketweave.
2. Cut 18 in of thread. Start and end it without a knot left behind.
3. Mark the middle of the canvas. It is the outlined square on page 2, column 45, row 45 (DMC 349): start there. Count threads, not holes.
4. Go on from it: picture first, background last. Gray squares are on two pages: stitch them once.
5. Last, two more rows all round in DMC 823: the opening's edge hides them.

First time? How to needlepoint: flossfield.com/needlepoint/guides/how-to-start/
How to read a chart: flossfield.com/needlepoint/guides/how-to-read-a-chart/

What you need

Canvas: blank mono canvas, 18 mesh (18 threads to the inch), cut 9.5 in square (24.1 cm).

Needle: blunt tapestry, size 22. Also masking tape for the cut edges, and small scissors.

Thread: six-strand floss, 18 colors, about 20 skeins in all (an estimate). Stitch with 4 strands (5 or 6 if canvas shows).

Fit it into a lid: the box or tray, acid-free board and backing. Measure the opening first.
How to fit it into a lid.

Thread list, DMC

			stitches	skeins
●	823	Dark Navy Blue	1,794	2
■	BLANC	White	1,636	2
▲	3078	Very Light Golden Yellow	957	1
◆	437	Light Tan	501	1
▼	727	Very Light Topaz	456	1
★	898	Very Dark Coffee Brown	338	1
❖	433	Medium Brown	327	1
X	435	Very Light Brown	283	1
H	800	Pale Delft Blue	256	1
+	351	Coral	247	1
=	699	Green	240	1
Z	739	Ultra Very Light Tan	216	1
A	798	Dark Delft Blue	211	1
V	353	Peach	206	1
T	349	Dark Coral	202	1
N	702	Kelly Green	180	1
S	799	Medium Delft Blue	39	1
K	797	Royal Blue	11	1

Skeins are estimates, with the two extra rows: the thread a stitch takes on the front and back of 18 mesh canvas, plus 30 percent, rounded up for each color.

Thread colors are approximate screen matches to DMC numbers. Check against real thread before you buy.

For your own stitching, gifts and handmade pieces you sell. Do not resell or share this PDF or copies of it.

Preppy Nantucket basket

Needlepoint pattern

Columns 1 to 49, rows 1 to 90. Start at the red outline

This page is the dark part of the chart



Key

- **DMC 823** Dark Navy Blue
- **DMC BLANC** White
- **DMC 3078** Very Light Golden Yellow
- **DMC 437** Light Tan
- **DMC 727** Very Light Topaz
- **DMC 898** Very Dark Coffee Brown
- **DMC 433** Medium Brown
- **DMC 435** Very Light Brown
- **DMC 800** Pale Delft Blue
- **DMC 351** Coral
- **DMC 699** Green
- **DMC 739** Ultra Very Light Tan
- **DMC 798** Dark Delft Blue
- **DMC 353** Peach
- **DMC 349** Dark Coral
- **DMC 702** Kelly Green

Preppy Nantucket basket Needlepoint pattern

Columns 50 to 90, rows 1 to 90. Gray squares: charted already, do not stitch again

This page is the dark part of the chart



Key

- DMC 823 Dark Navy Blue
- DMC BLANC White
- DMC 3078 Very Light Golden Yellow
- DMC 437 Light Tan
- DMC 727 Very Light Topaz
- DMC 898 Very Dark Coffee Brown
- DMC 433 Medium Brown
- DMC 435 Very Light Brown
- DMC 800 Pale Delft Blue
- DMC 351 Coral
- DMC 699 Green
- DMC 739 Ultra Very Light Tan
- DMC 798 Dark Delft Blue
- DMC 353 Peach
- DMC 349 Dark Coral
- DMC 702 Kelly Green
- DMC 799 Medium Delft Blue
- DMC 797 Royal Blue