Nantucket trellis with hydrangeas

Needlepoint pattern | 160 x 160 stitches | 16 x 16 in (40.6 x 40.6 cm) on 10 mesh | 24 colors



How to read the chart



1 Each square is one tent stitch, up at 1, down at 2: basketweave for the background, continental for lines.

2 Bind the edges. Cut 18 in of thread; start and end it without a knot left behind.

3 Mark the middle of the canvas. It is the outlined square on page 5 (DMC 701): start there. Count threads, not holes.

4 Picture first, then border, background last. Gray squares are on two pages: stitch them once.

5 A heavier line stands every ten squares: count by them.

6 When it is done, block it square.

flossfield.com/needlepoint/guides/how-to-read-a-chart/

You will need

Canvas: blank mono canvas, 10 mesh (10 threads to the inch), cut 20 x 20 in (50.8 x 50.8 cm).

Needle: tapestry, size 16 or 18. Also masking tape for the cut edges, and small scissors.

Thread: pearl cotton size 3, 2 strands in the needle, about 51 skeins in all (an estimate).

Make it a pillow: backing fabric, an insert the size of the stitching or an inch larger, and cord or piping for the edge. The seam takes two rows: stitch two extra rows all round in DMC 336, the color at its edge. With those rows it takes 15 skeins of DMC 336, not 13. How to finish a pillow.

Thread list, DMC

			stitches	skeins
●	336	Navy Blue	8,131	13
■	3865	Winter White	4,477	7
▲	159	Light Gray Blue	1,856	3
◆	701	Light Green	1,777	3
▼	32	Dark Blueberry	941	2
★	703	Chartreuse	917	2
❖	472	Ultra Light Avocado Green	832	2
X	552	Medium Violet	733	2
O	153	Very Light Violet	671	2
+	895	Very Dark Hunter Green	637	1
=	3747	Very Light Blue Violet	582	1
Z	312	Very Dark Baby Blue	511	1
A	156	Medium Light Blue Violet	480	1
V	3608	Very Light Plum	434	1
T	30	Medium Light Blueberry	420	1
N	553	Violet	417	1
S	3325	Light Baby Blue	332	1
K	160	Medium Gray Blue	318	1
E	3755	Baby Blue	310	1
C	210	Medium Lavender	277	1
P	322	Dark Baby Blue	277	1
U	209	Dark Lavender	150	1
L	208	Very Dark Lavender	80	1
2	775	Very Light Baby Blue	40	1

Skeins are estimates: the thread a stitch takes on the front and back of 10 mesh canvas, plus 30 percent, rounded up for each color.

Thread colors are approximate screen matches to DMC numbers. Check against real thread before you buy.

For your own stitching, gifts and handmade pieces you sell. Do not resell or share this PDF or copies of it.

Nantucket trellis with hydrangeas

Needlepoint pattern

Chart 1 of 5: columns 1 to 80, rows 1 to 69

This page is the dark part of the chart



Key

- **DMC 336** Navy Blue
- **DMC 3865** Winter White
- **DMC 159** Light Gray Blue
- **DMC 701** Light Green
- **DMC 32** Dark Blueberry
- **DMC 703** Chartreuse
- **DMC 472** Ultra Light Avocado Green
- **DMC 153** Very Light Violet
- **DMC 895** Very Dark Hunter Green
- **DMC 312** Very Dark Baby Blue
- **DMC 3325** Light Baby Blue
- **DMC 160** Medium Gray Blue
- **DMC 3755** Baby Blue
- **DMC 210** Medium Lavender
- **DMC 322** Dark Baby Blue
- **DMC 209** Dark Lavender
- **DMC 208** Very Dark Lavender
- **DMC 775** Very Light Baby Blue

Nantucket trellis with hydrangeas

Needlepoint pattern

Chart 2 of 5: columns 81 to 160, rows 1 to 69. Gray squares repeat columns 79 and 80: do not stitch them twice

This page is the dark part of the chart

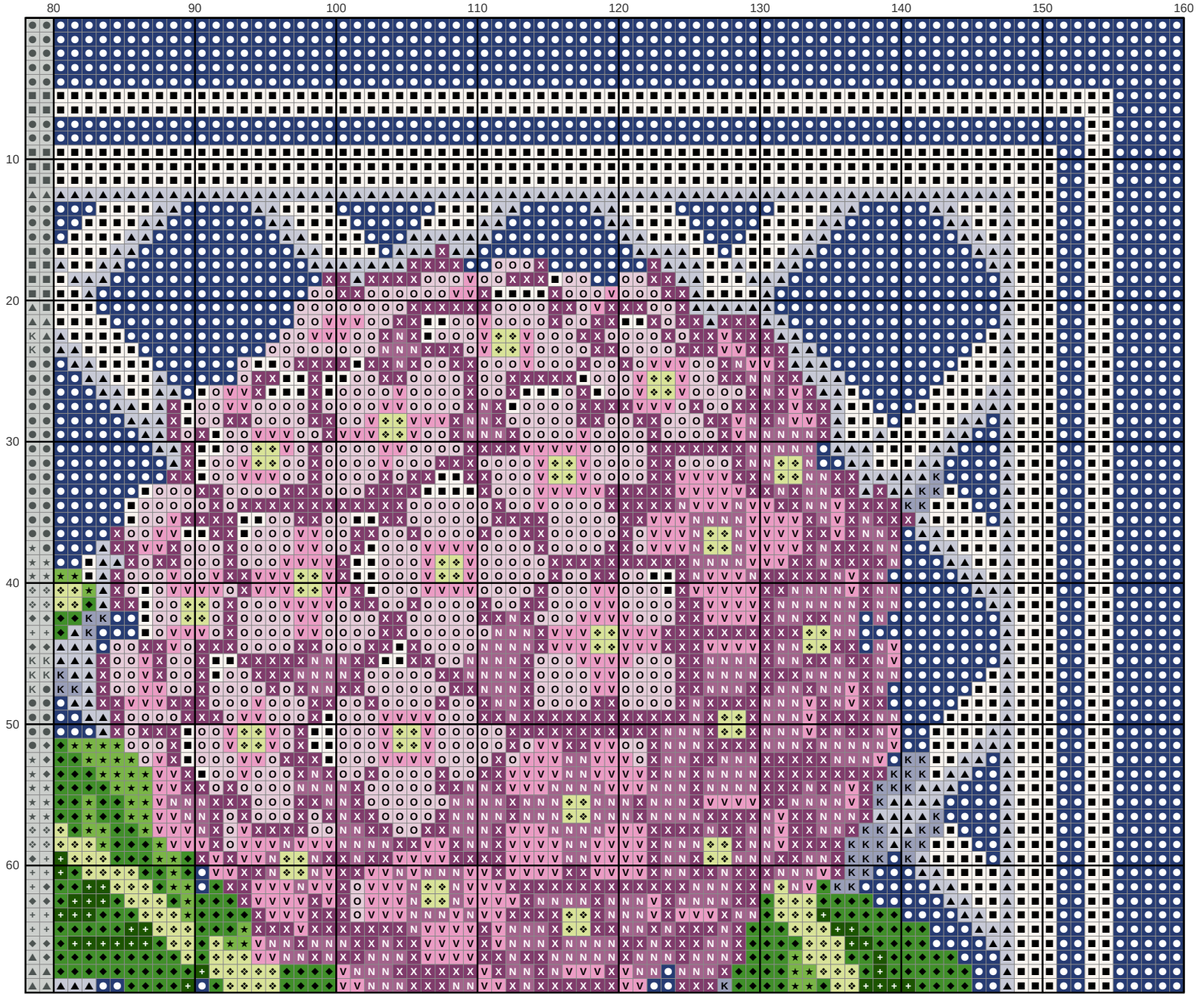

Key

- **DMC 336** Navy Blue
- **DMC 3865** Winter White
- **DMC 159** Light Gray Blue
- **DMC 701** Light Green
- **DMC 703** Chartreuse
- **DMC 472** Ultra Light Avocado Green
- **DMC 552** Medium Violet
- **DMC 153** Very Light Violet
- **DMC 895** Very Dark Hunter Green
- **DMC 3608** Very Light Plum
- **DMC 553** Violet
- **DMC 160** Medium Gray Blue

Nantucket trellis with hydrangeas

Needlepoint pattern

This page is the dark part of the chart



Chart 3 of 5: columns 1 to 54, rows 70 to 160. Gray squares repeat rows 68 and 69: do not stitch them twice

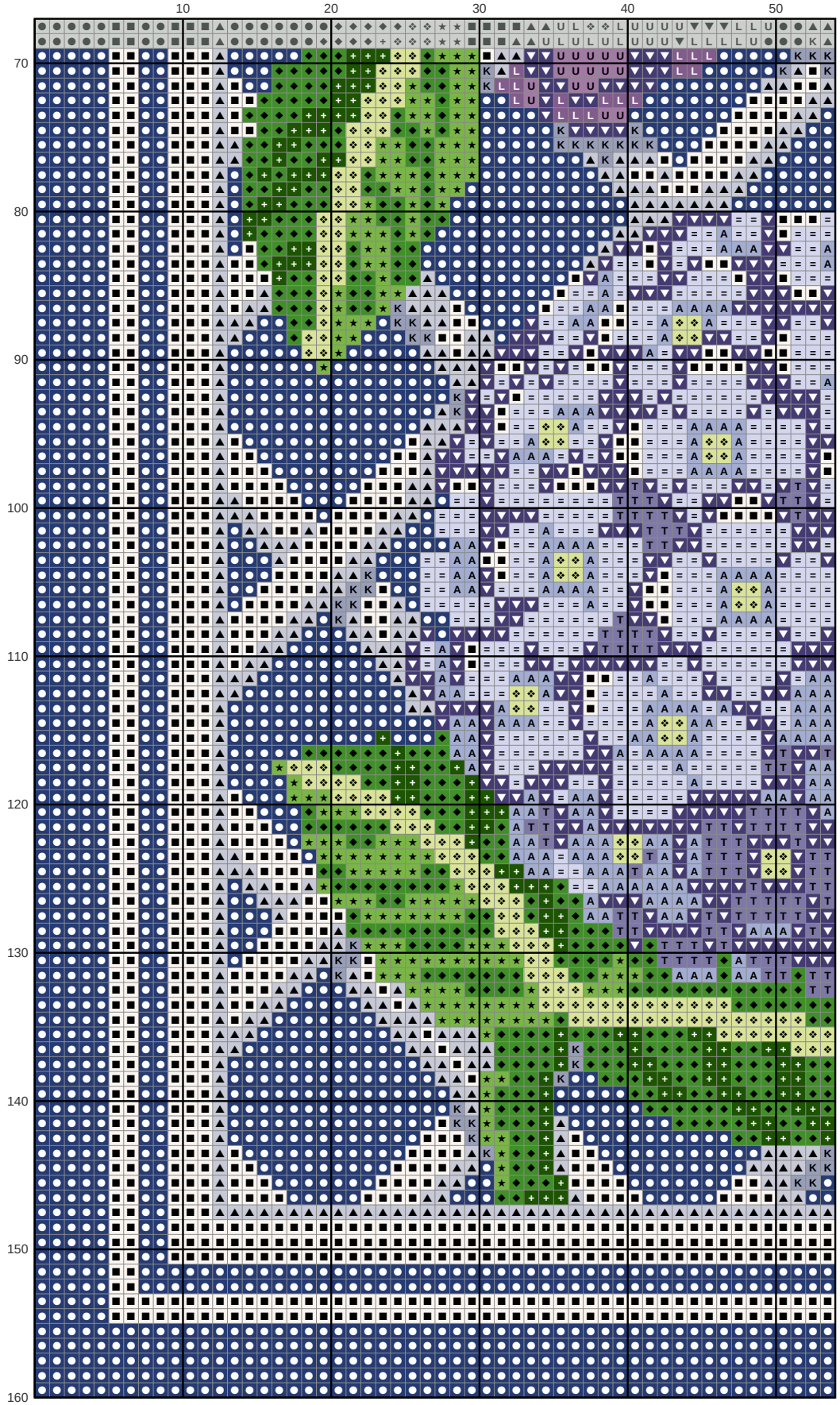

Key

- **DMC 336** Navy Blue
- **DMC 3865** Winter White
- **DMC 159** Light Gray Blue
- **DMC 701** Light Green
- **DMC 32** Dark Blueberry
- **DMC 703** Chartreuse
- **DMC 472** Ultra Light Avocado Green
- **DMC 895** Very Dark Hunter Green
- **DMC 3747** Very Light Blue Violet
- **DMC 156** Medium Light Blue Violet
- **DMC 30** Medium Light Blueberry
- **DMC 160** Medium Gray Blue
- **DMC 209** Dark Lavender
- **DMC 208** Very Dark Lavender

Nantucket trellis with hydrangeas

Needlepoint pattern

This page is the dark part of the chart

Chart 4 of 5: columns 55 to 107, rows 70 to 160. Start at the red outline. Gray squares repeat columns 53 and 54 and rows 68 and 69; do not stitch th

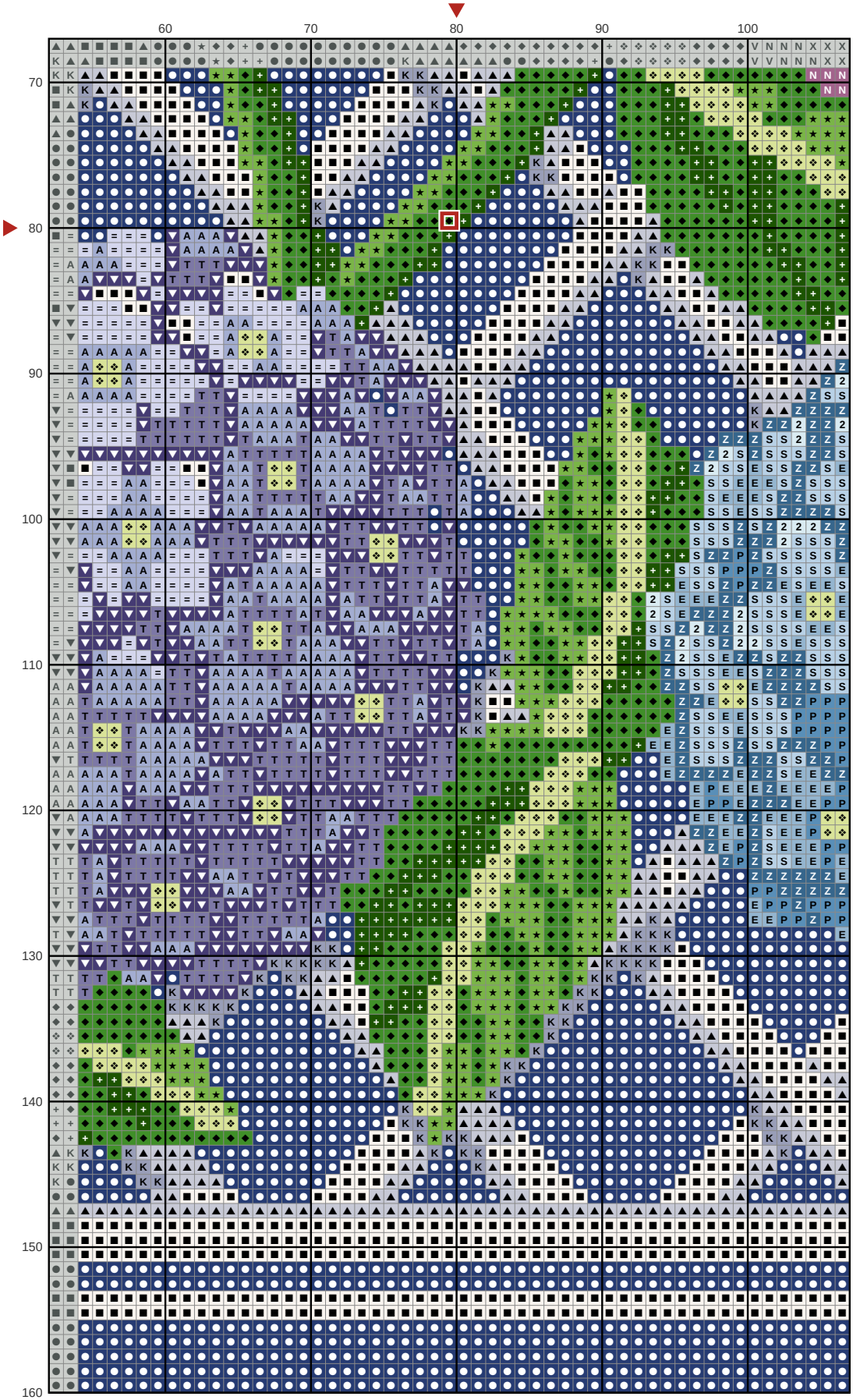

Key

- **DMC 336** Navy Blue
- **DMC 3865** Winter White
- **DMC 159** Light Gray Blue
- **DMC 701** Light Green
- **DMC 32** Dark Blueberry
- **DMC 703** Chartreuse
- **DMC 472** Ultra Light Avocado Green
- **DMC 895** Very Dark Hunter Green
- **DMC 3747** Very Light Blue Violet
- **DMC 312** Very Dark Baby Blue
- **DMC 156** Medium Light Blue Violet
- **DMC 30** Medium Light Blueberry
- **DMC 553** Violet
- **DMC 3325** Light Baby Blue
- **DMC 160** Medium Gray Blue
- **DMC 3755** Baby Blue
- **DMC 322** Dark Baby Blue
- **DMC 775** Very Light Baby Blue

Nantucket trellis with hydrangeas

Needlepoint pattern

This page is the dark part of the chart

Chart 5 of 5: columns 108 to 160, rows 70 to 160. Gray squares repeat columns 106 and 107 and rows 68 and 69: do not stitch them twice

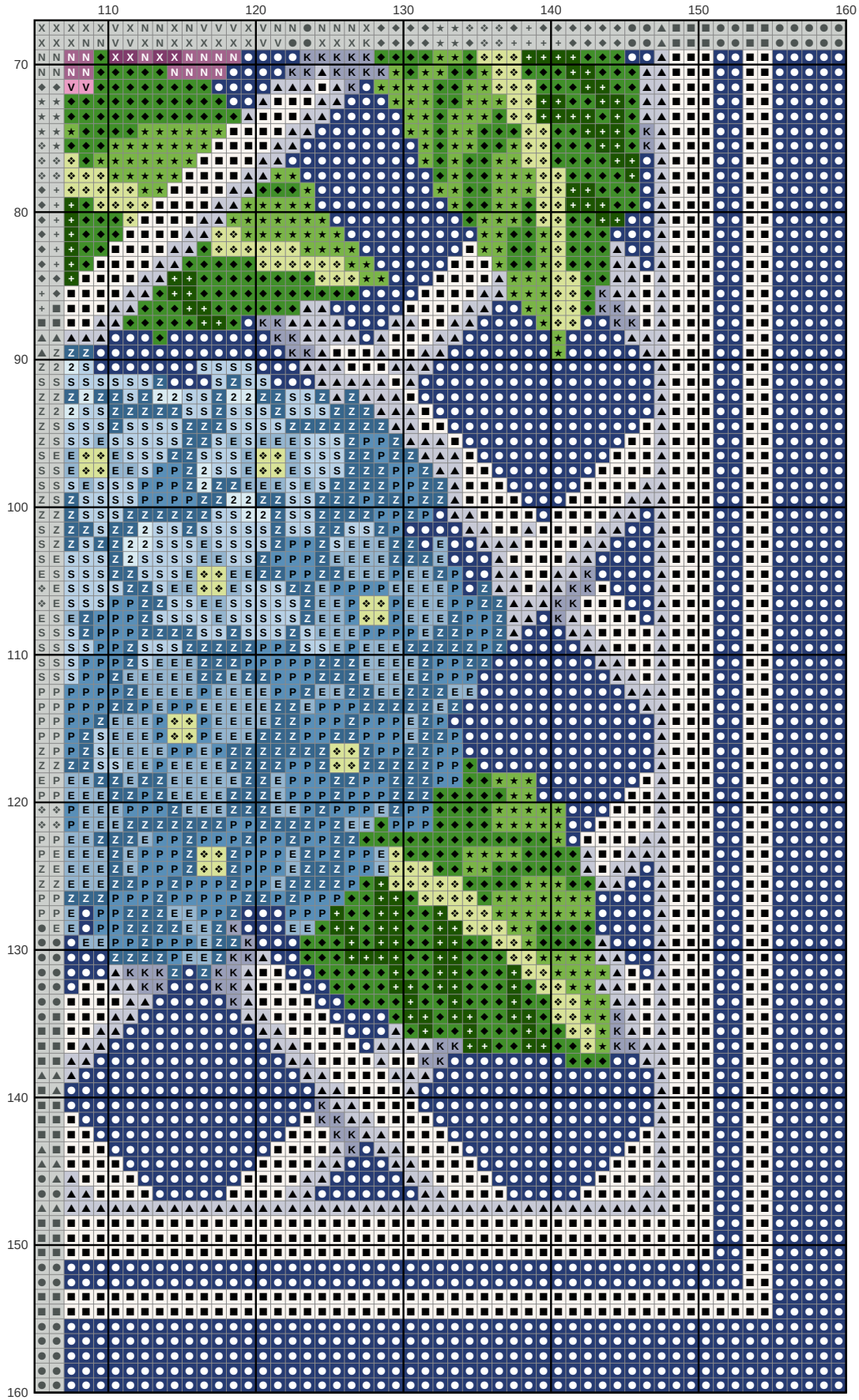

Key

- DMC 336 Navy Blue
- DMC 3865 Winter White
- DMC 159 Light Gray Blue
- DMC 701 Light Green
- DMC 703 Chartreuse
- DMC 472 Ultra Light Avocado Green
- DMC 552 Medium Violet
- DMC 895 Very Dark Hunter Green
- DMC 312 Very Dark Baby Blue
- DMC 3608 Very Light Plum
- DMC 553 Violet
- DMC 3325 Light Baby Blue
- DMC 160 Medium Gray Blue
- DMC 3755 Baby Blue
- DMC 322 Dark Baby Blue
- DMC 775 Very Light Baby Blue