Nantucket red belt with whales

Needlepoint pattern | 180 x 22 stitches | 10 x 1.2 in (25.4 x 3.1 cm) on 18 mesh | 8 colors



How to read the chart



1. Each square is one tent stitch, up at 1, down at 2: basketweave in the figures, continental in the one-row lines.
2. Cut 18 in of thread. Start and end it without a knot left behind.
3. Start at the middle of your belt: with the middle of one repeat (the red arrow) if it takes an odd number of repeats, where two meet if an even one.
4. One repeat is 90 x 22 stitches. Carry on both ways from the middle, to your length. Gray squares are charted twice: stitch them once.
5. A heavier line stands every ten squares: count by them.
6. First time? How to needlepoint.

For initials or a name at its middle, type them on the pattern's page: they are charted there.

flossfield.com/needlepoint/guides/how-to-read-a-chart/

You will need

Canvas: blank mono canvas, 18 mesh (18 threads to the inch), cut 36 x 5.2 in for a size 36 belt, which is stitched 30 to 32 in long.

Needle: tapestry, size 22. Also masking tape for the cut edges, and small scissors.

Thread: six-strand floss, 4 strands in the needle (5 or 6 if canvas shows), about 15 skeins for a size 36 belt (an estimate).

Make it a belt: a finisher who mounts it on leather, or a buckle and leather tabs. The chart is the belt's face. Most finishers want two extra rows along the top and the bottom in DMC 823, the color at its edge, which they fold under: ask for the count and the length before you stitch the ends. With those rows it takes 5 skeins of DMC 823, not 3.
How to make a belt.

Thread list

			stitches	size 36 belt: skeins of floss
●	**DMC 3328**	Dark Salmon	1,516	4
■	**DMC 823**	Dark Navy Blue	1,152	3
▲	**DMC BLANC**	White	834	3
◆	**DMC 322**	Dark Baby Blue	230	1
▼	**DMC 726**	Light Topaz	70	1
★	**DMC 312**	Very Dark Baby Blue	58	1
❖	**DMC 3347**	Medium Yellow Green	52	1
X	**DMC 3325**	Light Baby Blue	48	1

Skeins are estimates: the thread a stitch takes on the front and back of 18 mesh canvas, plus 30 percent, rounded up for each color.

Thread colors are approximate screen matches to DMC numbers. Check against real thread before you buy.

For your own stitching, gifts and handmade pieces you sell. Do not resell or share this PDF or copies of it.

Nantucket red belt with whales

Needlepoint pattern

Chart 1 of 2: columns 1 to 90, rows 1 to 22

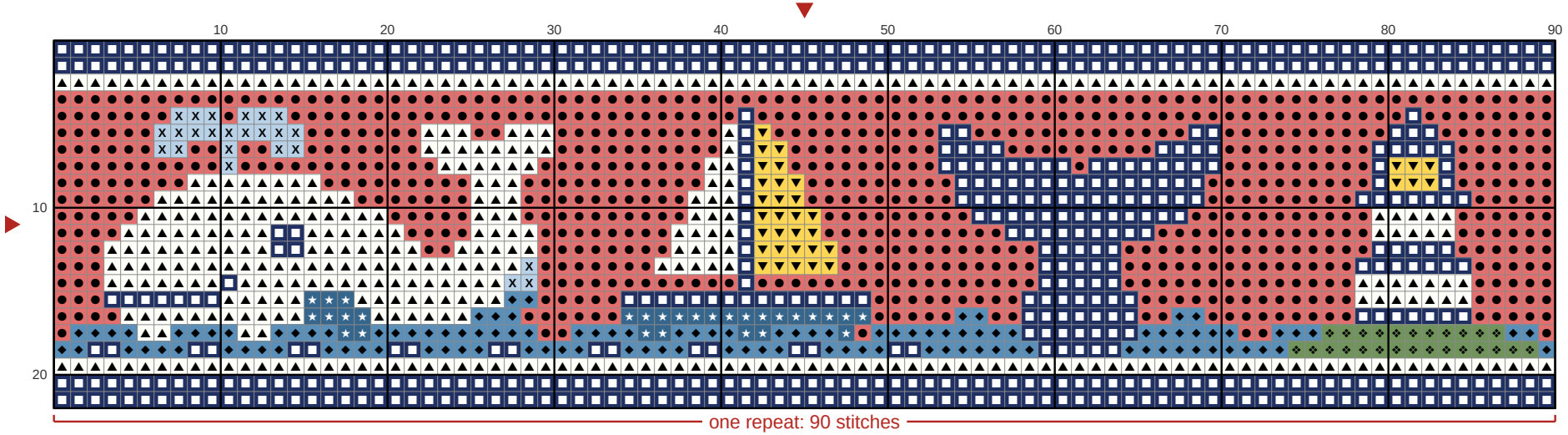

Chart 2 of 2: columns 91 to 180, rows 1 to 22. Gray squares repeat columns 89 and 90: do not stitch them twice



Key

- DMC 3328 Dark Salmon
- DMC BLANC White
- DMC 726 Light Topaz
- DMC 3347 Medium Yellow Green
- DMC 823 Dark Navy Blue
- DMC 322 Dark Baby Blue
- DMC 312 Very Dark Baby Blue
- DMC 3325 Light Baby Blue