Nativity arch with a gingham border

Needlepoint pattern | 140 x 140 stitches | 14 x 14 in (35.6 x 35.6 cm) on 10 mesh | 23 colors



How to stitch it



1. Each square is one tent stitch, up at 1, down at 2. Lines in continental, right to left, the canvas upside down for the next row; wide areas in basketweave.
2. Cut 18 in of thread. Start and end it without a knot left behind.
3. Mark the middle of the canvas. It is the outlined square on page 2, column 70, row 70 (DMC BLANC): start there. Count threads, not holes.
4. Go on from it: picture first, background last. Gray squares are on two pages: stitch them once.
5. Last, two more rows all round, each stitch in the color it lies beside: the seam hides them.

First time? How to needlepoint: flossfield.com/needlepoint/guides/how-to-start/
How to read a chart: flossfield.com/needlepoint/guides/how-to-read-a-chart/

What you need

Canvas: blank mono canvas, 10 mesh (10 threads to the inch), cut 18.5 in square (47 cm).

Needle: blunt tapestry, size 18. Also masking tape for the cut edges, and small scissors.

Thread: pearl cotton size 3, 23 colors, about 46 skeins in all (an estimate). Stitch with 2 lengths together.

Make it a pillow: backing fabric, an insert the size of the stitching or an inch larger, and cord or piping for the edge. How to finish a pillow.

Thread list, DMC

			stitches	skeins
●	**823**	Dark Navy Blue	3,943	6
■	**604**	Light Cranberry	3,462	7
▲	**BLANC**	White	2,852	5
◆	**602**	Medium Cranberry	2,431	5
▼	**701**	Light Green	1,603	3
★	**600**	Very Dark Cranberry	1,112	2
❖	**3755**	Baby Blue	684	2
X	**702**	Kelly Green	575	1
H	**3821**	Straw	463	1
+	**699**	Green	406	1
=	**3325**	Light Baby Blue	356	1
Z	**738**	Very Light Tan	252	1
A	**322**	Dark Baby Blue	240	1
V	**434**	Light Brown	210	1
T	**436**	Tan	200	1
N	**801**	Dark Coffee Brown	196	1
S	**437**	Light Tan	171	1
K	**898**	Very Dark Coffee Brown	165	1
E	**433**	Medium Brown	164	1
C	**745**	Light Pale Yellow	56	1
P	**729**	Medium Old Gold	32	1
U	**760**	Salmon	15	1
L	**407**	Dark Desert Sand	12	1

Skeins are estimates, with the two extra rows: the thread a stitch takes on the front and back of 10 mesh canvas, plus 30 percent, rounded up for each color.

Thread colors are approximate screen matches to DMC numbers. Check against real thread before you buy.

For your own stitching, gifts and handmade pieces you sell. Do not resell or share this PDF or copies of it.

Nativity arch with a gingham border

Needlepoint pattern

Columns 1 to 74, rows 1 to 74. Start at the red outline

This page is the dark part of the chart



Key

- **DMC 823** Dark Navy Blue
- **DMC 604** Light Cranberry
- **DMC BLANC** White
- **DMC 602** Medium Cranberry
- **DMC 701** Light Green
- **DMC 600** Very Dark Cranberry
- **DMC 3755** Baby Blue
- **DMC 3821** Straw
- **DMC 3325** Light Baby Blue
- **DMC 738** Very Light Tan
- **DMC 322** Dark Baby Blue
- **DMC 898** Very Dark Coffee Brown
- **DMC 433** Medium Brown
- **DMC 760** Salmon
- **DMC 407** Dark Desert Sand

Nativity arch with a gingham border

Needlepoint pattern

Columns 75 to 140, rows 1 to 74. Gray squares: charted already, do not stitch again

This page is the dark part of the chart



Key

- **DMC 823** Dark Navy Blue
- **DMC 604** Light Cranberry
- **DMC BLANC** White
- **DMC 602** Medium Cranberry
- **DMC 701** Light Green
- **DMC 600** Very Dark Cranberry
- **DMC 3755** Baby Blue
- **DMC 3821** Straw
- **DMC 3325** Light Baby Blue
- **DMC 322** Dark Baby Blue
- **DMC 801** Dark Coffee Brown
- **DMC 437** Light Tan
- **DMC 898** Very Dark Coffee Brown
- **DMC 433** Medium Brown
- **DMC 760** Salmon
- **DMC 407** Dark Desert Sand

Nativity arch with a gingham border

Needlepoint pattern

Columns 1 to 74, rows 75 to 140. Gray squares: charted already, do not stitch again

This page is the dark part of the chart



Key

- ● **DMC 823** Dark Navy Blue
- ■ **DMC 604** Light Cranberry
- ▲ **DMC BLANC** White
- ◆ **DMC 602** Medium Cranberry
- ▼ **DMC 701** Light Green
- ★ **DMC 600** Very Dark Cranberry
- ❖ **DMC 3755** Baby Blue
- X **DMC 702** Kelly Green
- H **DMC 3821** Straw
- \+ **DMC 699** Green
- = **DMC 3325** Light Baby Blue
- Z **DMC 738** Very Light Tan
- A **DMC 322** Dark Baby Blue
- V **DMC 434** Light Brown
- T **DMC 436** Tan
- S **DMC 437** Light Tan
- K **DMC 898** Very Dark Coffee Brown
- E **DMC 433** Medium Brown
- C **DMC 745** Light Pale Yellow
- P **DMC 729** Medium Old Gold
- U **DMC 760** Salmon
- L **DMC 407** Dark Desert Sand

Nativity arch with a gingham border

Needlepoint pattern

Columns 75 to 140, rows 75 to 140. Gray squares: charted already, do not stitch again

This page is the dark part of the chart



Key

- ● **DMC 823** Dark Navy Blue
- ■ **DMC 604** Light Cranberry
- ▲ **DMC BLANC** White
- ◆ **DMC 602** Medium Cranberry
- ▼ **DMC 701** Light Green
- ★ **DMC 600** Very Dark Cranberry
- ❖ **DMC 3755** Baby Blue
- X **DMC 702** Kelly Green
- H **DMC 3821** Straw
- \+ **DMC 699** Green
- = **DMC 3325** Light Baby Blue
- A **DMC 322** Dark Baby Blue
- V **DMC 434** Light Brown
- T **DMC 436** Tan
- N **DMC 801** Dark Coffee Brown
- S **DMC 437** Light Tan
- K **DMC 898** Very Dark Coffee Brown
- E **DMC 433** Medium Brown
- C **DMC 745** Light Pale Yellow
- P **DMC 729** Medium Old Gold
- L **DMC 407** Dark Desert Sand