Preppy Nativity

Needlepoint pattern | 140 x 140 stitches | 14 x 14 in (35.6 x 35.6 cm) on 10 mesh | 23 colors



How to stitch it



1. Each square is one tent stitch, up at 1, down at 2. Lines in continental, right to left, the canvas upside down for the next row; wide areas in basketweave.
2. Cut 18 in of thread. Start and end it without a knot left behind.
3. Mark the middle of the canvas. It is the outlined square on page 2, column 70, row 70 (DMC 318): start there. Count threads, not holes.
4. Go on from it: picture first, background last. Gray squares are on two pages: stitch them once.
5. Last, two more rows all round, each stitch in the color it lies beside: the seam hides them.

First time? How to needlepoint: flossfield.com/needlepoint/guides/how-to-start/
How to read a chart: flossfield.com/needlepoint/guides/how-to-read-a-chart/

What you need

Canvas: blank mono canvas, 10 mesh (10 threads to the inch), cut 18.5 in square (47 cm).

Needle: blunt tapestry, size 18. Also masking tape for the cut edges, and small scissors.

Thread: pearl cotton size 3, 23 colors, about 45 skeins in all (an estimate). Stitch with 2 lengths together.

Make it a pillow: backing fabric, an insert the size of the stitching or an inch larger, and cord or piping for the edge. How to finish a pillow.

Thread list, DMC

			stitches	skeins
●	BLANC	White	4,802	9
■	701	Light Green	2,565	5
▲	823	Dark Navy Blue	2,183	4
◆	349	Dark Coral	2,125	4
▼	3842	Very Dark Wedgwood	1,565	3
★	351	Coral	1,034	2
❖	434	Light Brown	766	2
X	801	Dark Coffee Brown	550	1
H	3821	Straw	532	1
+	353	Peach	427	1
=	3325	Light Baby Blue	420	1
Z	699	Green	410	1
A	745	Light Pale Yellow	407	1
V	436	Tan	352	1
T	318	Light Steel Gray	312	1
N	738	Very Light Tan	290	1
S	799	Medium Delft Blue	236	1
K	317	Pewter Gray	202	1
E	407	Dark Desert Sand	157	1
C	797	Royal Blue	133	1
P	703	Chartreuse	52	1
U	3371	Black Brown	42	1
L	783	Medium Topaz	38	1

Skeins are estimates, with the two extra rows: the thread a stitch takes on the front and back of 10 mesh canvas, plus 30 percent, rounded up for each color.

Thread colors are approximate screen matches to DMC numbers. Check against real thread before you buy.

For your own stitching, gifts and handmade pieces you sell. Do not resell or share this PDF or copies of it.

Preppy Nativity

Needlepoint pattern

Columns 1 to 74, rows 1 to 74. Start at the red outline

This page is the dark part of the chart



Key

- ● **DMC BLANC** White
- ■ **DMC 701** Light Green
- ▲ **DMC 823** Dark Navy Blue
- ◆ **DMC 349** Dark Coral
- ▼ **DMC 3842** Very Dark Wedgwood
- ★ **DMC 351** Coral
- ❖ **DMC 434** Light Brown
- X **DMC 801** Dark Coffee Brown
- H **DMC 3821** Straw
- \+ **DMC 353** Peach
- = **DMC 3325** Light Baby Blue
- Z **DMC 699** Green
- A **DMC 745** Light Pale Yellow
- V **DMC 436** Tan
- T **DMC 318** Light Steel Gray
- N **DMC 738** Very Light Tan
- S **DMC 799** Medium Delft Blue
- K **DMC 317** Pewter Gray
- C **DMC 797** Royal Blue
- U **DMC 3371** Black Brown

Preppy Nativity

Needlepoint pattern

Columns 75 to 140, rows 1 to 74. Gray squares: charted already, do not stitch again

This page is the dark part of the chart



Key

- ● **DMC BLANC** White
- ■ **DMC 701** Light Green
- ▲ **DMC 823** Dark Navy Blue
- ◆ **DMC 349** Dark Coral
- ▼ **DMC 3842** Very Dark Wedgwood
- ★ **DMC 351** Coral
- ❖ **DMC 434** Light Brown
- X **DMC 801** Dark Coffee Brown
- H **DMC 3821** Straw
- \+ **DMC 353** Peach
- = **DMC 3325** Light Baby Blue
- Z **DMC 699** Green
- A **DMC 745** Light Pale Yellow
- V **DMC 436** Tan
- T **DMC 318** Light Steel Gray
- K **DMC 317** Pewter Gray
- E **DMC 407** Dark Desert Sand
- U **DMC 3371** Black Brown

Preppy Nativity

Needlepoint pattern

Columns 1 to 74, rows 75 to 140. Gray squares: charted already, do not stitch again

This page is the dark part of the chart



Key

●	**DMC BLANC** White	X	**DMC 801** Dark Coffee Brown	T	**DMC 318** Light Steel Gray
■	**DMC 701** Light Green	H	**DMC 3821** Straw	N	**DMC 738** Very Light Tan
▲	**DMC 823** Dark Navy Blue	+	**DMC 353** Peach	S	**DMC 799** Medium Delft Blue
◆	**DMC 349** Dark Coral	=	**DMC 3325** Light Baby Blue	K	**DMC 317** Pewter Gray
▼	**DMC 3842** Very Dark Wedgwood	Z	**DMC 699** Green	C	**DMC 797** Royal Blue
★	**DMC 351** Coral	A	**DMC 745** Light Pale Yellow	L	**DMC 783** Medium Topaz
❖	**DMC 434** Light Brown	V	**DMC 436** Tan		

Preppy Nativity

Needlepoint pattern

Columns 75 to 140, rows 75 to 140. Gray squares: charted already, do not stitch again

This page is the dark part of the chart



Key

- ● **DMC BLANC** White
- ■ **DMC 701** Light Green
- ▲ **DMC 823** Dark Navy Blue
- ◆ **DMC 349** Dark Coral
- ▼ **DMC 3842** Very Dark Wedgwood
- ★ **DMC 351** Coral
- ❖ **DMC 434** Light Brown
- **X** **DMC 801** Dark Coffee Brown
- **H** **DMC 3821** Straw
- **+** **DMC 353** Peach
- **=** **DMC 3325** Light Baby Blue
- **Z** **DMC 699** Green
- **A** **DMC 745** Light Pale Yellow
- **V** **DMC 436** Tan
- **T** **DMC 318** Light Steel Gray
- **K** **DMC 317** Pewter Gray
- **E** **DMC 407** Dark Desert Sand
- **P** **DMC 703** Chartreuse
- **L** **DMC 783** Medium Topaz