Preppy nursery bunny

Needlepoint pattern | 72 x 72 stitches | 4 x 4 in (10.2 x 10.2 cm) on 18 mesh | 10 colors



How to stitch it



1. Each square is one tent stitch, up at 1, down at 2. Lines in continental, right to left, the canvas upside down for the next row; wide areas in basketweave.
2. Cut 18 in of thread. Start and end it without a knot left behind.
3. Mark the middle of the canvas. It is the outlined square, column 36, row 36 (DMC BLANC): start there. Count threads, not holes.
4. Go on from it: picture first, background last. End the thread before crossing another color.
5. Last, two more rows all round, each stitch in the color it lies beside: the board's edge hides them.

First time? How to needlepoint: flossfield.com/needlepoint/guides/how-to-start/
How to read a chart: flossfield.com/needlepoint/guides/how-to-read-a-chart/

What you need

Canvas: blank mono canvas, 18 mesh (18 threads to the inch), cut 8.5 in square (21.6 cm).

Needle: blunt tapestry, size 22. Also masking tape for the cut edges, and small scissors.

Thread: six-strand floss, 10 colors, about 12 skeins in all (an estimate). Stitch with 4 strands (5 or 6 if canvas shows).

Make it an ornament: board, thin batting, backing fabric and twisted cord.
How to finish an ornament.

Thread list

			stitches	skeins of floss
●	**DMC 210**	Medium Lavender	2,638	3
■	**DMC BLANC**	White	1,101	1
▲	**DMC 800**	Pale Delft Blue	488	1
★	**DMC 818**	Baby Pink	288	1
H	**DMC 702**	Kelly Green	234	1
+	**DMC 700**	Bright Green	182	1
◆	**DMC 3326**	Light Rose	110	1
❖	**DMC 321**	Red	74	1
▼	**DMC 310**	Black	39	1
X	**DMC 814**	Dark Garnet	30	1

Skeins are estimates, with the two extra rows: the thread a stitch takes on the front and back of 18 mesh canvas, plus 30 percent, rounded up for each color.

Thread colors are approximate screen matches to DMC numbers. Check against real thread before you buy.

For your own stitching, gifts and handmade pieces you sell. Do not resell or share this PDF or copies of it.

Preppy nursery bunny Needlepoint pattern

Chart: 72 x 72 stitches. Start at the red outline



Key

- ● **DMC 210** Medium Lavender
- ■ **DMC BLANC** White
- ▲ **DMC 800** Pale Delft Blue
- ★ **DMC 818** Baby Pink
- H **DMC 702** Kelly Green
- \+ **DMC 700** Bright Green
- ◆ **DMC 3326** Light Rose
- ❖ **DMC 321** Red
- ▼ **DMC 310** Black
- X **DMC 814** Dark Garnet