Preppy nutcracker stand-up in tartan

Needlepoint pattern | 186 x 218 stitches | all pieces 14.3 x 16.8 in (36.3 x 42.6 cm) on 13 mesh | 20 colors



How to stitch it



1. Each square is one tent stitch, up at 1, down at 2. Lines in continental, right to left, the canvas upside down for the next row; wide areas in basketweave.
2. Cut 18 in of thread. Start and end it without a knot left behind.
3. Mark the middle of each canvas. It is that piece's outlined square: start there. Count threads, not holes.
4. Go on from it: picture first, background last. Gray squares are on two pages: stitch them once. Empty squares stay bare.
5. Last, two more rows all round each piece, each stitch in the color it lies beside: the seam hides them.

First time? How to needlepoint: flossfield.com/needlepoint/guides/how-to-start/
How to read a chart: flossfield.com/needlepoint/guides/how-to-read-a-chart/

What you need

Canvas: blank mono canvas, 13 mesh (13 threads to the inch), a piece for each: front and back each 11.5 in wide x 18.5 in high, base 10.5 in wide x 7 in high.

Needle: blunt tapestry, size 20. Also masking tape for the cut edges, and small scissors.

Thread: six-strand floss, 20 colors, about 49 skeins in all (an estimate). Stitch with 7 strands (8 if canvas shows).

Make it a stand-up: backing fabric, stuffing, an oval of board for the base, pellets to weight it, and cord. How to finish a stand-up.

Thread list, DMC

			stitches	skeins
●	3755	Baby Blue	5,006	10
■	939	Very Dark Navy Blue	3,506	6
▲	744	Pale Yellow	2,201	4
◆	3832	Medium Raspberry	2,019	3
▼	150	Ultra Very Dark Dusty Rose	1,945	4
★	319	Very Dark Pistachio Green	1,943	3
❖	BLANC	White	1,672	3
X	336	Navy Blue	1,366	2
H	783	Medium Topaz	804	2
+	3752	Very Light Antique Blue	741	2
=	433	Medium Brown	671	1
Z	3326	Light Rose	518	1
A	3371	Black Brown	431	1
V	434	Light Brown	368	1
T	930	Dark Antique Blue	314	1
N	3807	Cornflower Blue	237	1
S	801	Dark Coffee Brown	194	1
K	963	Ultra Very Light Dusty Rose	165	1
E	436	Tan	96	1
C	3721	Dark Shell Pink	51	1

Skeins are estimates, with the two extra rows: the thread a stitch takes on the front and back of 13 mesh canvas, plus 30 percent, rounded up for each color.

Thread colors are approximate screen matches to DMC numbers. Check against real thread before you buy.

For your own stitching, gifts and handmade pieces you sell. Do not resell or share this PDF or copies of it.

Preppy nutcracker stand-up in tartan

Needlepoint pattern

Columns 10 to 93, rows 2 to 74

This page is the dark part of the chart

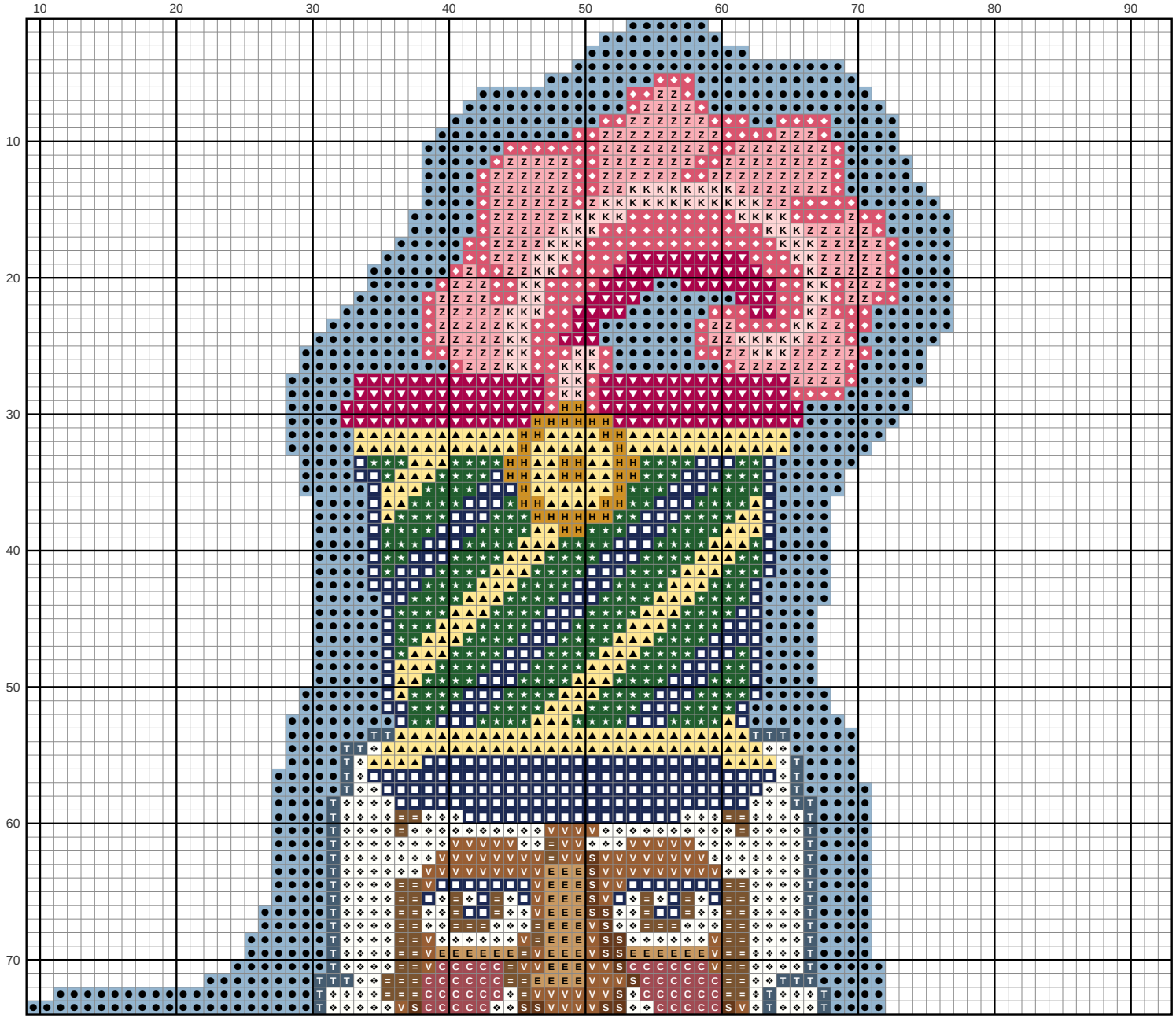

Key

- **DMC 3755** Baby Blue
- **DMC 939** Very Dark Navy Blue
- **DMC 744** Pale Yellow
- **DMC 3832** Medium Raspberry
- **DMC 150** Ultra Very Dark Dusty Rose
- **DMC 319** Very Dark Pistachio Green
- **DMC BLANC** White
- **H** **DMC 783** Medium Topaz
- **=** **DMC 433** Medium Brown
- **Z** **DMC 3326** Light Rose
- **V** **DMC 434** Light Brown
- **T** **DMC 930** Dark Antique Blue
- **S** **DMC 801** Dark Coffee Brown
- **K** **DMC 963** Ultra Very Light Dusty Rose
- **E** **DMC 436** Tan
- **C** **DMC 3721** Dark Shell Pink

Preppy nutcracker stand-up in tartan

Needlepoint pattern

Columns 94 to 177, rows 2 to 74. Gray squares: charted already, do not stitch again

This page is the dark part of the chart

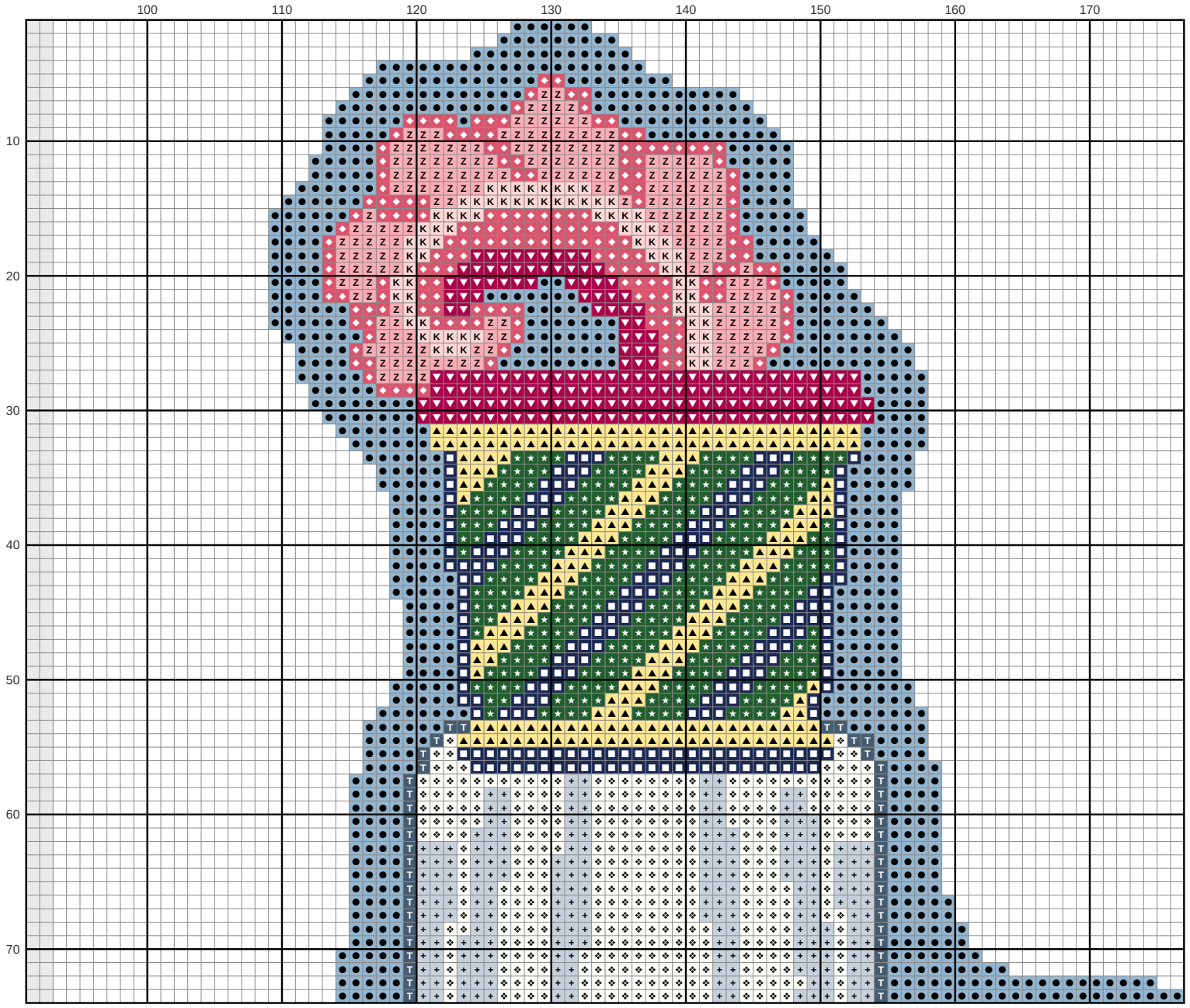

Key

- **DMC 3755** Baby Blue
- **DMC 939** Very Dark Navy Blue
- **DMC 744** Pale Yellow
- **DMC 3832** Medium Raspberry
- **DMC 150** Ultra Very Dark Dusty Rose
- **DMC 319** Very Dark Pistachio Green
- **DMC BLANC** White
- **DMC 3752** Very Light Antique Blue
- **DMC 3326** Light Rose
- **DMC 930** Dark Antique Blue
- **DMC 963** Ultra Very Light Dusty Rose

Preppy nutcracker stand-up in tartan

Needlepoint pattern

Columns 1 to 93, rows 75 to 146. Start at the red outline. Gray squares: charted already, do not stitch again

This page is the dark part of the chart



Key

- DMC 3755 Baby Blue
- DMC 939 Very Dark Navy Blue
- DMC 744 Pale Yellow
- DMC 3832 Medium Raspberry
- DMC 150 Ultra Very Dark Dusty Rose
- DMC 319 Very Dark Pistachio Green
- DMC BLANC White
- DMC 336 Navy Blue
- DMC 783 Medium Topaz
- DMC 3752 Very Light Antique Blue
- DMC 433 Medium Brown
- DMC 3326 Light Rose
- DMC 3371 Black Brown
- DMC 434 Light Brown
- DMC 930 Dark Antique Blue
- DMC 3807 Cornflower Blue
- DMC 801 Dark Coffee Brown
- DMC 436 Tan
- DMC 3721 Dark Shell Pink

Preppy nutcracker stand-up in tartan Needlepoint pattern

Columns 94 to 186, rows 75 to 146. Start at the red outline. Gray squares: charted already, do not stitch again

This page is the dark part of the chart



Preppy nutcracker stand-up in tartan Needlepoint pattern

Columns 11 to 93, rows 147 to 218. Start at the red outline. Gray squares: charted already, do not stitch again

This page is the dark part of the chart



Key

- ● **DMC 3755** Baby Blue
- ■ **DMC 939** Very Dark Navy Blue
- ▲ **DMC 744** Pale Yellow
- ◆ **DMC 3832** Medium Raspberry
- ▼ **DMC 150** Ultra Very Dark Dusty Rose
- ★ **DMC 319** Very Dark Pistachio Green
- ❖ **DMC BLANC** White
- **H** **DMC 783** Medium Topaz
- **=** **DMC 433** Medium Brown
- **Z** **DMC 3326** Light Rose
- **A** **DMC 3371** Black Brown
- **V** **DMC 434** Light Brown
- **N** **DMC 3807** Cornflower Blue
- **S** **DMC 801** Dark Coffee Brown

Preppy nutcracker stand-up in tartan Needlepoint pattern

Columns 94 to 176, rows 147 to 218. Gray squares: charted already, do not stitch again

This page is the dark part of the chart



Key

- ● **DMC 3755** Baby Blue
- ■ **DMC 939** Very Dark Navy Blue
- ▲ **DMC 744** Pale Yellow
- ◆ **DMC 3832** Medium Raspberry
- ▼ **DMC 150** Ultra Very Dark Dusty Rose
- ★ **DMC 319** Very Dark Pistachio Green
- ❖ **DMC BLANC** White
- X **DMC 336** Navy Blue
- H **DMC 783** Medium Topaz
- = **DMC 433** Medium Brown
- Z **DMC 3326** Light Rose
- A **DMC 3371** Black Brown
- V **DMC 434** Light Brown
- S **DMC 801** Dark Coffee Brown