Preppy well and bucket

Needlepoint pattern | 90 x 126 stitches | 5 x 7 in (12.7 x 17.8 cm) on 18 mesh | 20 colors



How to stitch it



1. Each square is one tent stitch, up at 1, down at 2. Lines in continental, right to left, the canvas upside down for the next row; wide areas in basketweave.
2. Cut 18 in of thread. Start and end it without a knot left behind.
3. Mark the middle of the canvas. It is the outlined square on page 2, column 45, row 63 (DMC 783): start there. Count threads, not holes.
4. Go on from it: picture first, background last. Gray squares are on two pages: stitch them once.
5. When it is done, block it square.

First time? How to needlepoint: flossfield.com/needlepoint/guides/how-to-start/
How to read a chart: flossfield.com/needlepoint/guides/how-to-read-a-chart/

What you need

Canvas: blank mono canvas, 18 mesh (18 threads to the inch), cut 9 in wide x 11 in high (22.9 x 27.9 cm).

Needle: blunt tapestry, size 22. Also masking tape for the cut edges, and small scissors.

Thread: six-strand floss, 20 colors, about 23 skeins in all (an estimate). Stitch with 4 strands (5 or 6 if canvas shows).

Frame it: acid-free board and a frame.
How to frame needlepoint.

Thread list, DMC

			stitches	skeins
●	598	Light Turquoise	2,049	2
■	3811	Very Light Turquoise	1,521	2
▲	BLANC	White	1,343	2
◆	798	Dark Delft Blue	1,027	1
▼	702	Kelly Green	900	1
★	699	Green	647	1
❖	415	Pearl Gray	573	1
X	809	Delft Blue	475	1
H	823	Dark Navy Blue	442	1
+	600	Very Dark Cranberry	361	1
=	318	Light Steel Gray	353	1
Z	703	Chartreuse	338	1
A	3325	Light Baby Blue	305	1
V	3806	Light Cyclamen Pink	297	1
T	3078	Very Light Golden Yellow	252	1
N	783	Medium Topaz	141	1
S	307	Lemon	119	1
K	818	Baby Pink	103	1
E	434	Light Brown	69	1
C	725	Medium Light Topaz	25	1

Skeins are estimates: the thread a stitch takes on the front and back of 18 mesh canvas, plus 30 percent, rounded up for each color.
Thread colors are approximate screen matches to DMC numbers. Check against real thread before you buy.
For your own stitching, gifts and handmade pieces you sell. Do not resell or share this PDF or copies of it.

Preppy well and bucket

Needlepoint pattern

Columns 1 to 90, rows 1 to 67. Start at the red outline

This page is the dark part of the chart



Key

- DMC 598 Light Turquoise
- DMC 3811 Very Light Turquoise
- DMC BLANC White
- DMC 798 Dark Delft Blue
- DMC 702 Kelly Green
- DMC 699 Green
- DMC 415 Pearl Gray
- DMC 823 Dark Navy Blue
- DMC 600 Very Dark Cranberry
- DMC 318 Light Steel Gray
- DMC 703 Chartreuse
- DMC 3806 Light Cyclamen Pink
- DMC 3078 Very Light Golden Yellow
- DMC 783 Medium Topaz
- DMC 307 Lemon
- DMC 818 Baby Pink
- DMC 434 Light Brown
- DMC 725 Medium Light Topaz

Preppy well and bucket Needlepoint pattern

Columns 1 to 90, rows 68 to 126. Gray squares: charted already, do not stitch again

This page is the dark part of the chart

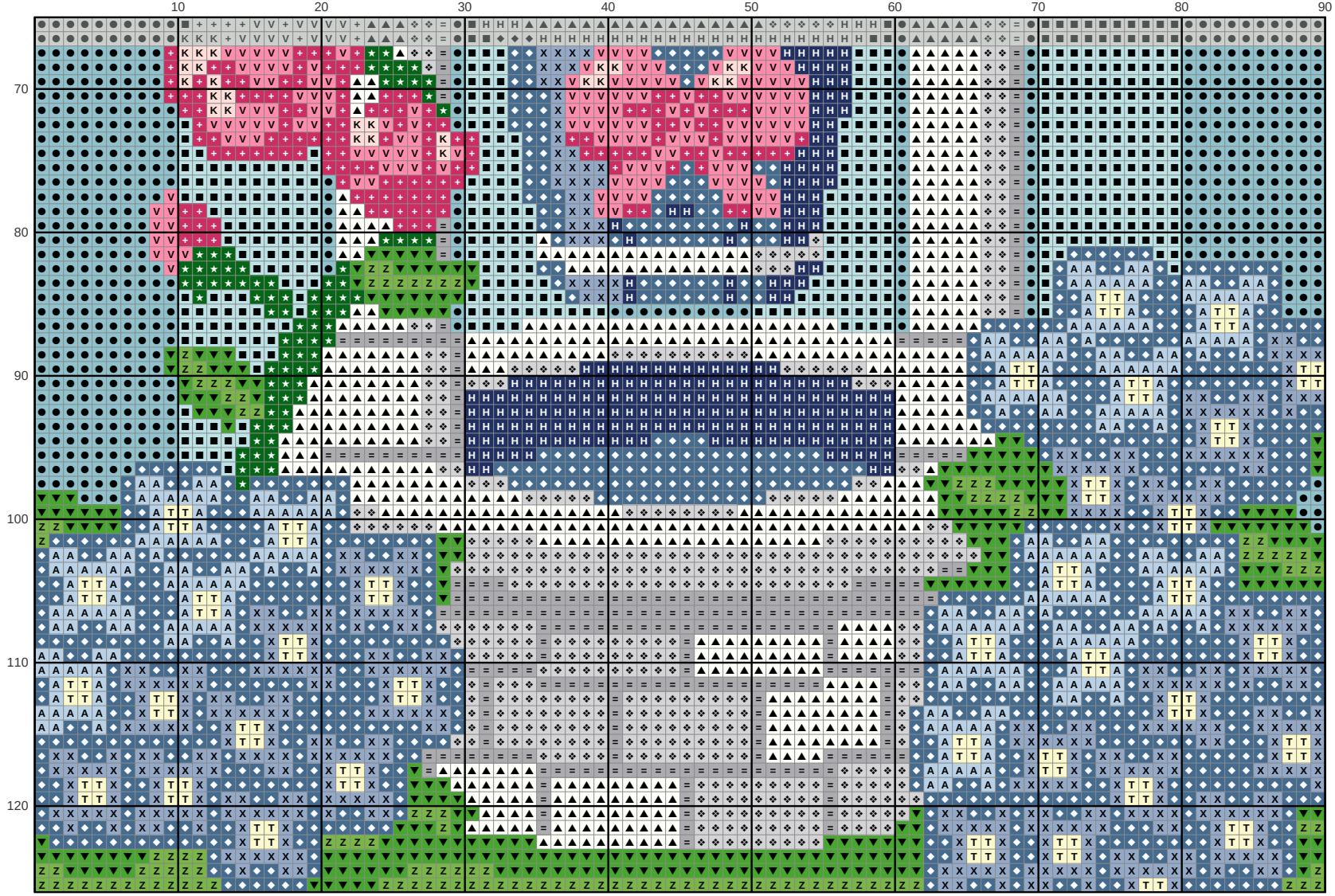

Key

- DMC 598 Light Turquoise
- DMC 3811 Very Light Turquoise
- DMC BLANC White
- DMC 798 Dark Delft Blue
- DMC 702 Kelly Green
- DMC 699 Green
- DMC 415 Pearl Gray
- DMC 809 Delft Blue
- DMC 823 Dark Navy Blue
- DMC 600 Very Dark Cranberry
- DMC 318 Light Steel Gray
- DMC 703 Chartreuse
- DMC 3325 Light Baby Blue
- DMC 3806 Light Cyclamen Pink
- DMC 3078 Very Light Golden Yellow
- DMC 818 Baby Pink