Preppy baby bodysuit in pink chintz

Needlepoint pattern | 90 x 90 stitches | 5 x 5 in (12.7 x 12.7 cm) on 18 mesh | 15 colors



How to stitch it



1. Each square is one tent stitch, up at 1, down at 2. Lines in continental, right to left, the canvas upside down for the next row; wide areas in basketweave.
2. Cut 18 in of thread. Start and end it without a knot left behind.
3. Mark the middle of the canvas. It is the outlined square on page 2, column 45, row 45 (DMC 604): start there. Count threads, not holes.
4. Go on from it: picture first, background last. Gray squares are on two pages: stitch them once.
5. Last, two more rows all round in DMC 702: the opening's edge hides them.

First time? How to needlepoint: flossfield.com/needlepoint/guides/how-to-start/
How to read a chart: flossfield.com/needlepoint/guides/how-to-read-a-chart/

What you need

Canvas: blank mono canvas, 18 mesh (18 threads to the inch), cut 9.5 in square (24.1 cm).

Needle: blunt tapestry, size 22. Also masking tape for the cut edges, and small scissors.

Thread: six-strand floss, 15 colors, about 19 skeins in all (an estimate). Stitch with 4 strands (5 or 6 if canvas shows).

Fit it into a lid: the box or tray, acid-free board and backing. Measure the opening first.
How to fit it into a lid.

Thread list, DMC

			stitches	skeins
●	BLANC	White	2,076	2
■	702	Kelly Green	1,872	3
▲	369	Very Light Pistachio Green	1,480	2
◆	3805	Cyclamen Pink	660	1
▼	600	Very Dark Cranberry	556	1
★	815	Medium Garnet	536	1
❖	699	Green	246	1
X	433	Medium Brown	148	1
H	818	Baby Pink	146	1
+	604	Light Cranberry	124	1
=	436	Tan	94	1
Z	704	Bright Chartreuse	78	1
A	725	Medium Light Topaz	52	1
V	738	Very Light Tan	18	1
T	780	Ultra Very Dark Topaz	14	1

Skeins are estimates, with the two extra rows: the thread a stitch takes on the front and back of 18 mesh canvas, plus 30 percent, rounded up for each color.

Thread colors are approximate screen matches to DMC numbers. Check against real thread before you buy.

For your own stitching, gifts and handmade pieces you sell. Do not resell or share this PDF or copies of it.

Preppy baby bodysuit in pink chintz

Needlepoint pattern

Columns 1 to 49, rows 1 to 90. Start at the red outline

This page is the dark part of the chart



Key

- **DMC BLANC** White
- **DMC 702** Kelly Green
- **DMC 369** Very Light Pistachio Green
- **DMC 3805** Cyclamen Pink
- **DMC 600** Very Dark Cranberry
- **DMC 815** Medium Garnet
- **DMC 699** Green
- **DMC 433** Medium Brown
- **DMC 818** Baby Pink
- **DMC 604** Light Cranberry
- **DMC 436** Tan
- **DMC 704** Bright Chartreuse
- **DMC 725** Medium Light Topaz
- **DMC 738** Very Light Tan
- **DMC 780** Ultra Very Dark Topaz

Preppy baby bodysuit in pink chintz

Needlepoint pattern

Columns 50 to 90, rows 1 to 90. Gray squares: charted already, do not stitch again

This page is the dark part of the chart



Key

- DMC BLANC White
- DMC 702 Kelly Green
- DMC 369 Very Light Pistachio Green
- DMC 3805 Cyclamen Pink
- DMC 600 Very Dark Cranberry
- DMC 815 Medium Garnet
- DMC 699 Green
- DMC 433 Medium Brown
- DMC 818 Baby Pink
- DMC 604 Light Cranberry
- DMC 436 Tan
- DMC 704 Bright Chartreuse
- DMC 725 Medium Light Topaz
- DMC 738 Very Light Tan
- DMC 780 Ultra Very Dark Topaz