Preppy scarecrow of Oz

Needlepoint pattern | 90 x 90 stitches | 5 x 5 in (12.7 x 12.7 cm) on 18 mesh | 18 colors



How to stitch it



1. Each square is one tent stitch, up at 1, down at 2. Lines in continental, right to left, the canvas upside down for the next row; wide areas in basketweave.
2. Cut 18 in of thread. Start and end it without a knot left behind.
3. Mark the middle of the canvas. It is the outlined square on page 2, column 45, row 45 (DMC 823): start there. Count threads, not holes.
4. Go on from it: picture first, background last. Gray squares are on two pages: stitch them once.
5. Last, two more rows all round in DMC 823: the opening's edge hides them.

First time? How to needlepoint: flossfield.com/needlepoint/guides/how-to-start/
How to read a chart: flossfield.com/needlepoint/guides/how-to-read-a-chart/

What you need

Canvas: blank mono canvas, 18 mesh (18 threads to the inch), cut 9.5 in square (24.1 cm).

Needle: blunt tapestry, size 22. Also masking tape for the cut edges, and small scissors.

Thread: six-strand floss, 18 colors, about 20 skeins in all (an estimate). Stitch with 4 strands (5 or 6 if canvas shows).

Fit it into a lid: the box or tray, acid-free board and backing. Measure the opening first.
How to fit it into a lid.

Thread list, DMC

			stitches	skeins				stitches	skeins
●	**823**	Dark Navy Blue	1,591	2	+	**996**	Medium Electric Blue	246	1
■	**747**	Very Light Sky Blue	1,295	2	=	**321**	Red	226	1
▲	**725**	Medium Light Topaz	853	1	Z	**744**	Pale Yellow	168	1
◆	**995**	Dark Electric Blue	796	1	A	**739**	Ultra Very Light Tan	152	1
▼	**BLANC**	White	527	1	V	**782**	Dark Topaz	150	1
★	**704**	Bright Chartreuse	498	1	T	**893**	Light Carnation	147	1
❖	**912**	Light Emerald Green	455	1	N	**3752**	Very Light Antique Blue	141	1
X	**891**	Dark Carnation	370	1	S	**437**	Light Tan	114	1
H	**909**	Very Dark Emerald Green	308	1	K	**435**	Very Light Brown	63	1

Skeins are estimates, with the two extra rows: the thread a stitch takes on the front and back of 18 mesh canvas, plus 30 percent, rounded up for each color.

Thread colors are approximate screen matches to DMC numbers. Check against real thread before you buy.

For your own stitching, gifts and handmade pieces you sell. Do not resell or share this PDF or copies of it.

Preppy scarecrow of Oz

Needlepoint pattern

Columns 1 to 49, rows 1 to 90. Start at the red outline

This page is the dark part of the chart

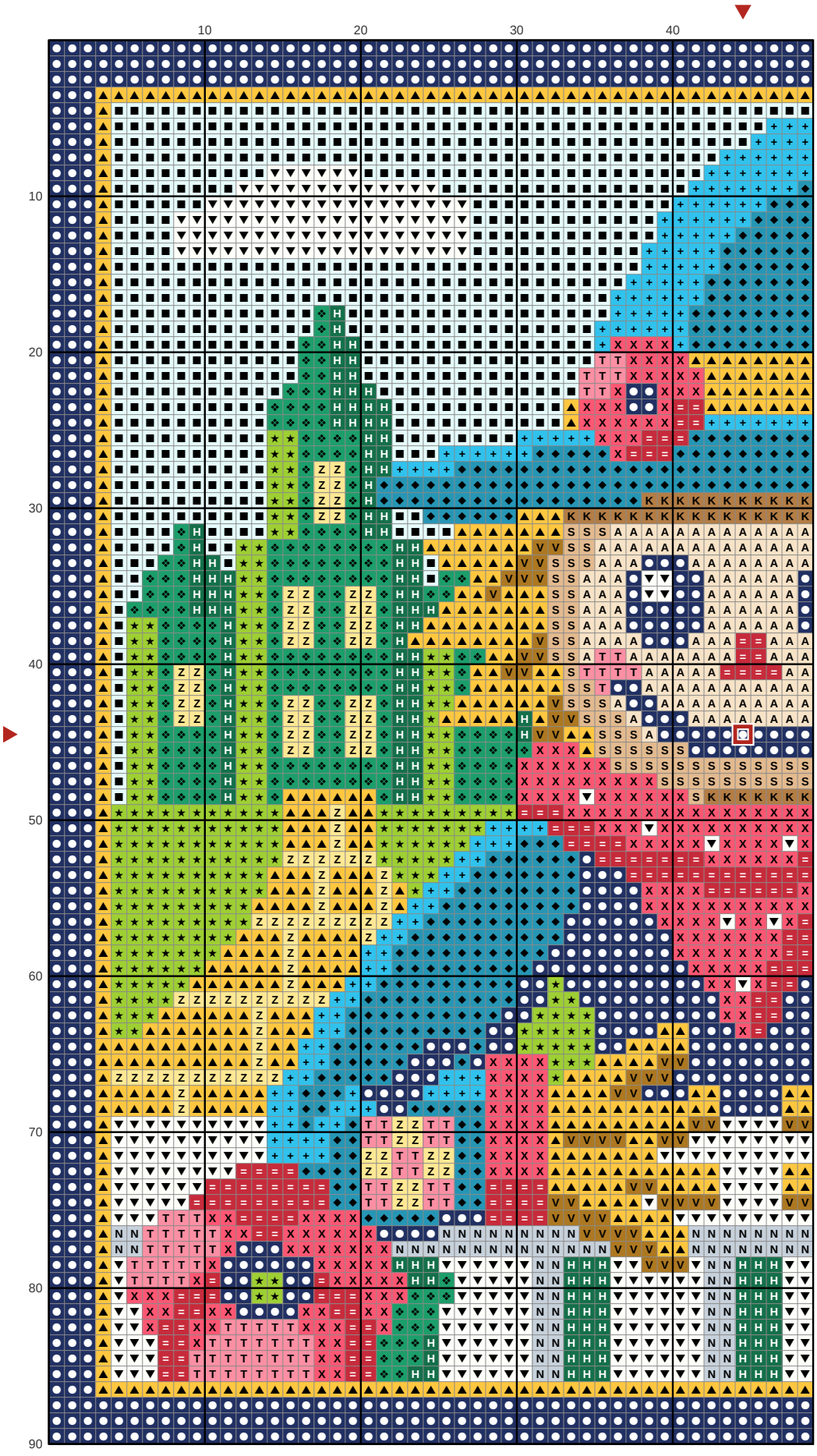

Key

- **DMC 823** Dark Navy Blue
- **DMC 747** Very Light Sky Blue
- **DMC 725** Medium Light Topaz
- **DMC 995** Dark Electric Blue
- **DMC BLANC** White
- **DMC 704** Bright Chartreuse
- **DMC 912** Light Emerald Green
- **DMC 891** Dark Carnation
- **DMC 909** Very Dark Emerald Green
- **DMC 996** Medium Electric Blue
- **DMC 321** Red
- **DMC 744** Pale Yellow
- **DMC 739** Ultra Very Light Tan
- **DMC 782** Dark Topaz
- **DMC 893** Light Carnation
- **DMC 3752** Very Light Antique Blue
- **DMC 437** Light Tan
- **DMC 435** Very Light Brown

Preppy scarecrow of Oz

Needlepoint pattern

Columns 50 to 90, rows 1 to 90. Gray squares: charted already, do not stitch again

This page is the dark part of the chart

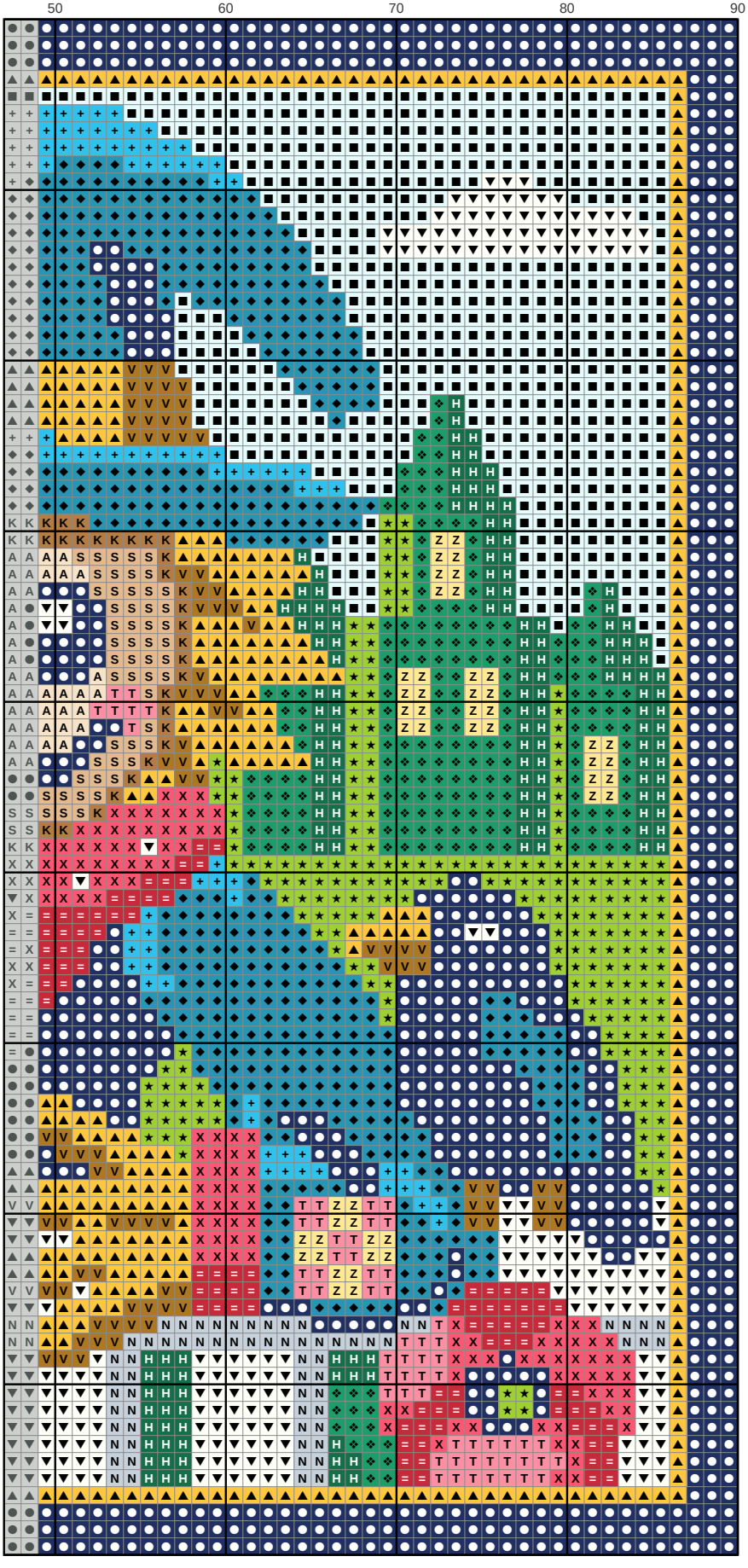

Key

- DMC 823 Dark Navy Blue
- DMC 747 Very Light Sky Blue
- DMC 725 Medium Light Topaz
- DMC 995 Dark Electric Blue
- DMC BLANC White
- DMC 704 Bright Chartreuse
- DMC 912 Light Emerald Green
- DMC 891 Dark Carnation
- DMC 909 Very Dark Emerald Green
- DMC 996 Medium Electric Blue
- DMC 321 Red
- DMC 744 Pale Yellow
- DMC 739 Ultra Very Light Tan
- DMC 782 Dark Topaz
- DMC 893 Light Carnation
- DMC 3752 Very Light Antique Blue
- DMC 437 Light Tan
- DMC 435 Very Light Brown