Preppy palm tree

Needlepoint pattern | 90 x 90 stitches | 5 x 5 in (12.7 x 12.7 cm) on 18 mesh | 18 colors



How to stitch it



1. Each square is one tent stitch, up at 1, down at 2. Lines in continental, right to left, the canvas upside down for the next row; wide areas in basketweave.
2. Cut 18 in of thread. Start and end it without a knot left behind.
3. Mark the middle of the canvas. It is the outlined square on page 2, column 45, row 45 (DMC 801): start there. Count threads, not holes.
4. Go on from it: picture first, background last. Gray squares are on two pages: stitch them once.
5. Last, two more rows all round, each stitch in the color it lies beside: the opening's edge hides them.

First time? How to needlepoint: flossfield.com/needlepoint/guides/how-to-start/
How to read a chart: flossfield.com/needlepoint/guides/how-to-read-a-chart/

What you need

Canvas: blank mono canvas, 18 mesh (18 threads to the inch), cut 9.5 in square (24.1 cm).

Needle: blunt tapestry, size 22. Also masking tape for the cut edges, and small scissors.

Thread: six-strand floss, 18 colors, about 21 skeins in all (an estimate). Stitch with 4 strands (5 or 6 if canvas shows).

Fit it into a lid: the box or tray, acid-free board and backing. Measure the opening first.
How to fit it into a lid.

Thread list, DMC

			stitches	skeins
●	3716	Very Light Rose	1,796	2
■	699	Green	1,274	2
▲	604	Light Cranberry	1,008	2
◆	601	Dark Cranberry	886	1
▼	BLANC	White	629	1
★	702	Kelly Green	599	1
❖	3819	Light Moss Green	321	1
X	739	Ultra Very Light Tan	300	1
H	738	Very Light Tan	288	1
+	435	Very Light Brown	182	1
=	3766	Light Peacock Blue	178	1
Z	801	Dark Coffee Brown	140	1
A	3810	Dark Turquoise	124	1
V	890	Ultra Dark Pistachio Green	124	1
T	898	Very Dark Coffee Brown	70	1
N	150	Ultra Very Dark Dusty Rose	67	1
S	437	Light Tan	63	1
K	823	Dark Navy Blue	51	1

Skeins are estimates, with the two extra rows: the thread a stitch takes on the front and back of 18 mesh canvas, plus 30 percent, rounded up for each color.

Thread colors are approximate screen matches to DMC numbers. Check against real thread before you buy.

For your own stitching, gifts and handmade pieces you sell. Do not resell or share this PDF or copies of it.

Preppy palm tree

Needlepoint pattern

Columns 1 to 49, rows 1 to 90. Start at the red outline

This page is the dark part of the chart



Key

- ● **DMC 3716** Very Light Rose
- ■ **DMC 699** Green
- ▲ **DMC 604** Light Cranberry
- ◆ **DMC 601** Dark Cranberry
- ▼ **DMC BLANC** White
- ★ **DMC 702** Kelly Green
- ❖ **DMC 3819** Light Moss Green
- X **DMC 739** Ultra Very Light Tan
- H **DMC 738** Very Light Tan
- \+ **DMC 435** Very Light Brown
- = **DMC 3766** Light Peacock Blue
- Z **DMC 801** Dark Coffee Brown
- A **DMC 3810** Dark Turquoise
- V **DMC 890** Ultra Dark Pistachio Green
- T **DMC 898** Very Dark Coffee Brown
- N **DMC 150** Ultra Very Dark Dusty Rose
- S **DMC 437** Light Tan

Preppy palm tree

Needlepoint pattern

Columns 50 to 90, rows 1 to 90. Gray squares: charted already, do not stitch again

This page is the dark part of the chart



Key

- ● **DMC 3716** Very Light Rose
- ■ **DMC 699** Green
- ▲ **DMC 604** Light Cranberry
- ◆ **DMC 601** Dark Cranberry
- ▼ **DMC BLANC** White
- ★ **DMC 702** Kelly Green
- ❖ **DMC 3819** Light Moss Green
- X **DMC 739** Ultra Very Light Tan
- H **DMC 738** Very Light Tan
- \+ **DMC 435** Very Light Brown
- = **DMC 3766** Light Peacock Blue
- Z **DMC 801** Dark Coffee Brown
- A **DMC 3810** Dark Turquoise
- V **DMC 890** Ultra Dark Pistachio Green
- T **DMC 898** Very Dark Coffee Brown
- S **DMC 437** Light Tan
- K **DMC 823** Dark Navy Blue