Preppy pasta bow ties

Needlepoint pattern | 140 x 140 stitches | 14 x 14 in (35.6 x 35.6 cm) on 10 mesh | 21 colors



How to stitch it



1. Each square is one tent stitch, up at 1, down at 2. Lines in continental, right to left, the canvas upside down for the next row; wide areas in basketweave.
2. Cut 18 in of thread. Start and end it without a knot left behind.
3. Mark the middle of the canvas. It is the outlined square on page 2, column 70, row 70 (DMC 704): start there. Count threads, not holes.
4. Go on from it: picture first, background last. Gray squares are on two pages: stitch them once.
5. Last, two more rows all round, each stitch in the color it lies beside: the seam hides them.

First time? How to needlepoint: flossfield.com/needlepoint/guides/how-to-start/
How to read a chart: flossfield.com/needlepoint/guides/how-to-read-a-chart/

What you need

Canvas: blank mono canvas, 10 mesh (10 threads to the inch), cut 18.5 in square (47 cm).

Needle: blunt tapestry, size 18. Also masking tape for the cut edges, and small scissors.

Thread: pearl cotton size 3, 21 colors, about 45 skeins in all (an estimate). Stitch with 2 lengths together.

Make it a pillow: backing fabric, an insert the size of the stitching or an inch larger, and cord or piping for the edge. How to finish a pillow.

Thread list, DMC

			stitches	skeins
●	604	Light Cranberry	3,240	6
□	699	Green	2,681	5
▲	823	Dark Navy Blue	2,669	5
◆	743	Medium Yellow	1,928	3
▼	963	Ultra Very Light Dusty Rose	1,760	3
★	3805	Cyclamen Pink	1,660	4
❖	BLANC	White	1,428	3
X	939	Very Dark Navy Blue	882	2
H	745	Light Pale Yellow	688	2
+	666	Bright Red	425	1
=	3852	Very Dark Straw	376	1
Z	703	Chartreuse	375	1
A	701	Light Green	370	1
V	780	Ultra Very Dark Topaz	304	1
T	498	Dark Red	213	1
N	351	Coral	175	1
S	472	Ultra Light Avocado Green	151	1
K	815	Medium Garnet	131	1
E	3823	Ultra Pale Yellow	80	1
C	702	Kelly Green	36	1
P	704	Bright Chartreuse	28	1

Skeins are estimates, with the two extra rows: the thread a stitch takes on the front and back of 10 mesh canvas, plus 30 percent, rounded up for each color.

Thread colors are approximate screen matches to DMC numbers. Check against real thread before you buy.

For your own stitching, gifts and handmade pieces you sell. Do not resell or share this PDF or copies of it.

Preppy pasta bow ties Needlepoint pattern

Columns 1 to 74, rows 1 to 74. Start at the red outline

This page is the dark part of the chart



Key

● **DMC 604** Light Cranberry	X **DMC 939** Very Dark Navy Blue	T **DMC 498** Dark Red
■ **DMC 699** Green	H **DMC 745** Light Pale Yellow	N **DMC 351** Coral
▲ **DMC 823** Dark Navy Blue	+ **DMC 666** Bright Red	S **DMC 472** Ultra Light Avocado Green
◆ **DMC 743** Medium Yellow	= **DMC 3852** Very Dark Straw	K **DMC 815** Medium Garnet
▼ **DMC 963** Ultra Very Light Dusty Rose	Z **DMC 703** Chartreuse	E **DMC 3823** Ultra Pale Yellow
★ **DMC 3805** Cyclamen Pink	A **DMC 701** Light Green	C **DMC 702** Kelly Green
❖ **DMC BLANC** White	V **DMC 780** Ultra Very Dark Topaz	P **DMC 704** Bright Chartreuse

Preppy pasta bow ties Needlepoint pattern

Columns 75 to 140, rows 1 to 74. Gray squares: charted already, do not stitch again

This page is the dark part of the chart



Key

- ● **DMC 604** Light Cranberry
- ■ **DMC 699** Green
- ▲ **DMC 823** Dark Navy Blue
- ◆ **DMC 743** Medium Yellow
- ▼ **DMC 963** Ultra Very Light Dusty Rose
- ★ **DMC 3805** Cyclamen Pink
- ❖ **DMC BLANC** White
- X **DMC 939** Very Dark Navy Blue
- H **DMC 745** Light Pale Yellow
- \+ **DMC 666** Bright Red
- = **DMC 3852** Very Dark Straw
- Z **DMC 703** Chartreuse
- A **DMC 701** Light Green
- V **DMC 780** Ultra Very Dark Topaz
- T **DMC 498** Dark Red
- N **DMC 351** Coral
- S **DMC 472** Ultra Light Avocado Green
- K **DMC 815** Medium Garnet
- E **DMC 3823** Ultra Pale Yellow
- C **DMC 702** Kelly Green
- P **DMC 704** Bright Chartreuse

Preppy pasta bow ties Needlepoint pattern

Columns 1 to 74, rows 75 to 140. Gray squares: charted already, do not stitch again

This page is the dark part of the chart



Key

- ● **DMC 604** Light Cranberry
- ■ **DMC 699** Green
- ▲ **DMC 823** Dark Navy Blue
- ◆ **DMC 743** Medium Yellow
- ▼ **DMC 963** Ultra Very Light Dusty Rose
- ★ **DMC 3805** Cyclamen Pink
- ❖ **DMC BLANC** White
- X **DMC 939** Very Dark Navy Blue
- H **DMC 745** Light Pale Yellow
- \+ **DMC 666** Bright Red
- = **DMC 3852** Very Dark Straw
- Z **DMC 703** Chartreuse
- A **DMC 701** Light Green
- V **DMC 780** Ultra Very Dark Topaz
- T **DMC 498** Dark Red
- N **DMC 351** Coral
- S **DMC 472** Ultra Light Avocado Green
- K **DMC 815** Medium Garnet
- E **DMC 3823** Ultra Pale Yellow
- C **DMC 702** Kelly Green
- P **DMC 704** Bright Chartreuse

Preppy pasta bow ties

Needlepoint pattern

Columns 75 to 140, rows 75 to 140. Gray squares: charted already, do not stitch again

This page is the dark part of the chart



Key

- ● **DMC 604** Light Cranberry
- ■ **DMC 699** Green
- ▲ **DMC 823** Dark Navy Blue
- ◆ **DMC 743** Medium Yellow
- ▼ **DMC 963** Ultra Very Light Dusty Rose
- ★ **DMC 3805** Cyclamen Pink
- ❖ **DMC BLANC** White
- X **DMC 939** Very Dark Navy Blue
- H **DMC 745** Light Pale Yellow
- \+ **DMC 666** Bright Red
- = **DMC 3852** Very Dark Straw
- Z **DMC 703** Chartreuse
- A **DMC 701** Light Green
- V **DMC 780** Ultra Very Dark Topaz
- T **DMC 498** Dark Red
- N **DMC 351** Coral
- S **DMC 472** Ultra Light Avocado Green
- K **DMC 815** Medium Garnet
- E **DMC 3823** Ultra Pale Yellow
- P **DMC 704** Bright Chartreuse