Preppy cat paw heart clutch

Needlepoint pattern | 126 x 72 stitches | 7 x 4 in (17.8 x 10.2 cm) on 18 mesh | 13 colors



How to stitch it



1. Each square is one tent stitch, up at 1, down at 2. Lines in continental, right to left, the canvas upside down for the next row; wide areas in basketweave.
2. Cut 18 in of thread. Start and end it without a knot left behind.
3. Mark the middle of the canvas. It is the outlined square on page 2, column 63, row 36 (DMC BLANC): start there. Count threads, not holes.
4. Go on from it: picture first, background last. Gray squares are on two pages: stitch them once.
5. When it is done, block it square.

First time? How to needlepoint: flossfield.com/needlepoint/guides/how-to-start/
How to read a chart: flossfield.com/needlepoint/guides/how-to-read-a-chart/

What you need

Canvas: blank mono canvas, 18 mesh (18 threads to the inch), cut 11 in wide x 8 in high (27.9 x 20.3 cm).

Needle: blunt tapestry, size 22. Also masking tape for the cut edges, and small scissors.

Thread: six-strand floss, 13 colors, about 16 skeins in all (an estimate). Stitch with 4 strands (5 or 6 if canvas shows).

Make it a clutch: a clutch or wallet with an opening this size, or a lining and a closure to sew it up. Measure the opening before you stitch. If the piece is small for it, stitch two extra rows all round, carrying the colors of the edge on.
How to finish a purse or clutch.

Thread list, DMC

			stitches	skeins
●	**BLANC**	White	2,362	2
■	**3811**	Very Light Turquoise	1,750	2
▲	**747**	Very Light Sky Blue	1,444	2
◆	**3805**	Cyclamen Pink	976	1
▼	**823**	Dark Navy Blue	966	1
★	**3804**	Dark Cyclamen Pink	504	1
❖	**150**	Ultra Very Dark Dusty Rose	280	1
X	**3761**	Light Sky Blue	246	1
H	**598**	Light Turquoise	146	1
+	**597**	Turquoise	120	1
=	**3809**	Very Dark Turquoise	100	1
Z	**604**	Light Cranberry	92	1
A	**3806**	Light Cyclamen Pink	86	1

Skeins are estimates: the thread a stitch takes on the front and back of 18 mesh canvas, plus 30 percent, rounded up for each color.
Thread colors are approximate screen matches to DMC numbers. Check against real thread before you buy.
For your own stitching, gifts and handmade pieces you sell. Do not resell or share this PDF or copies of it.

Preppy cat paw heart clutch Needlepoint pattern

Columns 1 to 67, rows 1 to 72. Start at the red outline

This page is the dark part of the chart



Key

- ● **DMC BLANC** White
- ■ **DMC 3811** Very Light Turquoise
- ▲ **DMC 747** Very Light Sky Blue
- ◆ **DMC 3805** Cyclamen Pink
- ▼ **DMC 823** Dark Navy Blue
- ★ **DMC 3804** Dark Cyclamen Pink
- ❖ **DMC 150** Ultra Very Dark Dusty Rose
- X **DMC 3761** Light Sky Blue
- H **DMC 598** Light Turquoise
- \+ **DMC 597** Turquoise
- = **DMC 3809** Very Dark Turquoise
- Z **DMC 604** Light Cranberry
- A **DMC 3806** Light Cyclamen Pink

Preppy cat paw heart clutch

Needlepoint pattern

Columns 68 to 126, rows 1 to 72. Gray squares: charted already, do not stitch again

This page is the dark part of the chart



Key

- ● **DMC BLANC** White
- ■ **DMC 3811** Very Light Turquoise
- ▲ **DMC 747** Very Light Sky Blue
- ◆ **DMC 3805** Cyclamen Pink
- ▼ **DMC 823** Dark Navy Blue
- ★ **DMC 3804** Dark Cyclamen Pink
- ❖ **DMC 150** Ultra Very Dark Dusty Rose
- X **DMC 3761** Light Sky Blue
- H **DMC 598** Light Turquoise
- \+ **DMC 597** Turquoise
- = **DMC 3809** Very Dark Turquoise
- Z **DMC 604** Light Cranberry
- A **DMC 3806** Light Cyclamen Pink