# Preppy bow tie collar and tag

Needlepoint pattern | 90 x 90 stitches | 5 x 5 in (12.7 x 12.7 cm) on 18 mesh | 18 colors



## How to stitch it




1. Each square is one tent stitch, up at 1, down at 2. Lines in continental, right to left, the canvas upside down for the next row; wide areas in basketweave.
2. Cut 18 in of thread. Start and end it without a knot left behind.
3. Mark the middle of the canvas. It is the outlined square on page 2, column 45, row 45 (DMC 352): start there. Count threads, not holes.
4. Go on from it: picture first, background last. Gray squares are on two pages: stitch them once.
5. Last, two more rows all round in DMC 823: the opening's edge hides them.

First time? How to needlepoint: flossfield.com/needlepoint/guides/how-to-start/
How to read a chart: flossfield.com/needlepoint/guides/how-to-read-a-chart/

## What you need

**Canvas:** blank mono canvas, 18 mesh (18 threads to the inch), cut 9.5 in square (24.1 cm).

**Needle:** blunt tapestry, size 22. Also masking tape for the cut edges, and small scissors.

**Thread:** six-strand floss, 18 colors, about 19 skeins in all (an estimate). Stitch with 4 strands (5 or 6 if canvas shows).

**Fit it into a lid:** the box or tray, acid-free board and backing. Measure the opening first.
How to fit it into a lid.

## Thread list, DMC

| | | | stitches | skeins |
|---|---|---|---|---|
| ● | 823 | Dark Navy Blue | 1,229 | 2 |
| ■ | BLANC | White | 1,186 | 1 |
| ▲ | 597 | Turquoise | 1,140 | 1 |
| ◆ | 350 | Medium Coral | 786 | 1 |
| ▼ | 598 | Light Turquoise | 606 | 1 |
| ★ | 301 | Medium Mahogany | 577 | 1 |
| ❖ | 400 | Dark Mahogany | 437 | 1 |
| X | 300 | Very Dark Mahogany | 428 | 1 |
| H | 3782 | Light Mocha Brown | 288 | 1 |
| + | 3776 | Light Mahogany | 280 | 1 |
| = | 3371 | Black Brown | 251 | 1 |
| Z | 815 | Medium Garnet | 206 | 1 |
| A | 822 | Light Beige Gray | 203 | 1 |
| V | 352 | Light Coral | 185 | 1 |
| T | 780 | Ultra Very Dark Topaz | 120 | 1 |
| N | 725 | Medium Light Topaz | 101 | 1 |
| S | 783 | Medium Topaz | 47 | 1 |
| K | 745 | Light Pale Yellow | 30 | 1 |

Skeins are estimates, with the two extra rows: the thread a stitch takes on the front and back of 18 mesh canvas, plus 30 percent, rounded up for each color.

Thread colors are approximate screen matches to DMC numbers. Check against real thread before you buy.

For your own stitching, gifts and handmade pieces you sell. Do not resell or share this PDF or copies of it.

# Preppy bow tie collar and tag

Needlepoint pattern

Columns 1 to 49, rows 1 to 90. Start at the red outline

This page is the dark part of the chart

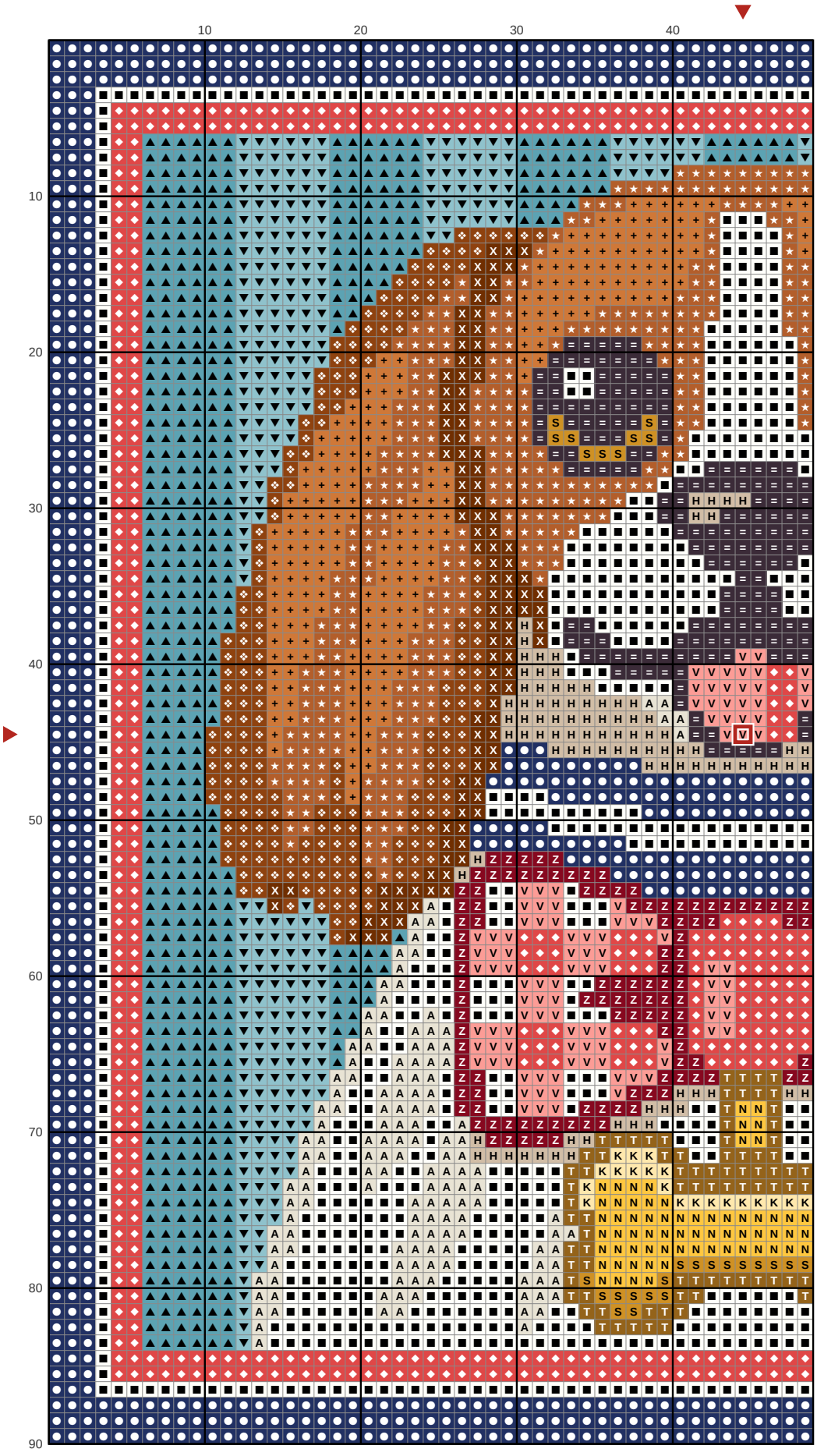


## Key

- **DMC 823** Dark Navy Blue
- **DMC BLANC** White
- **DMC 597** Turquoise
- **DMC 350** Medium Coral
- **DMC 598** Light Turquoise
- **DMC 301** Medium Mahogany
- **DMC 400** Dark Mahogany
- **DMC 300** Very Dark Mahogany
- **DMC 3782** Light Mocha Brown
- **DMC 3776** Light Mahogany
- **DMC 3371** Black Brown
- **DMC 815** Medium Garnet
- **DMC 822** Light Beige Gray
- **DMC 352** Light Coral
- **DMC 780** Ultra Very Dark Topaz
- **DMC 725** Medium Light Topaz
- **DMC 783** Medium Topaz
- **DMC 745** Light Pale Yellow

# Preppy bow tie collar and tag

Needlepoint pattern

Columns 50 to 90, rows 1 to 90. Gray squares: charted already, do not stitch again

This page is the dark part of the chart

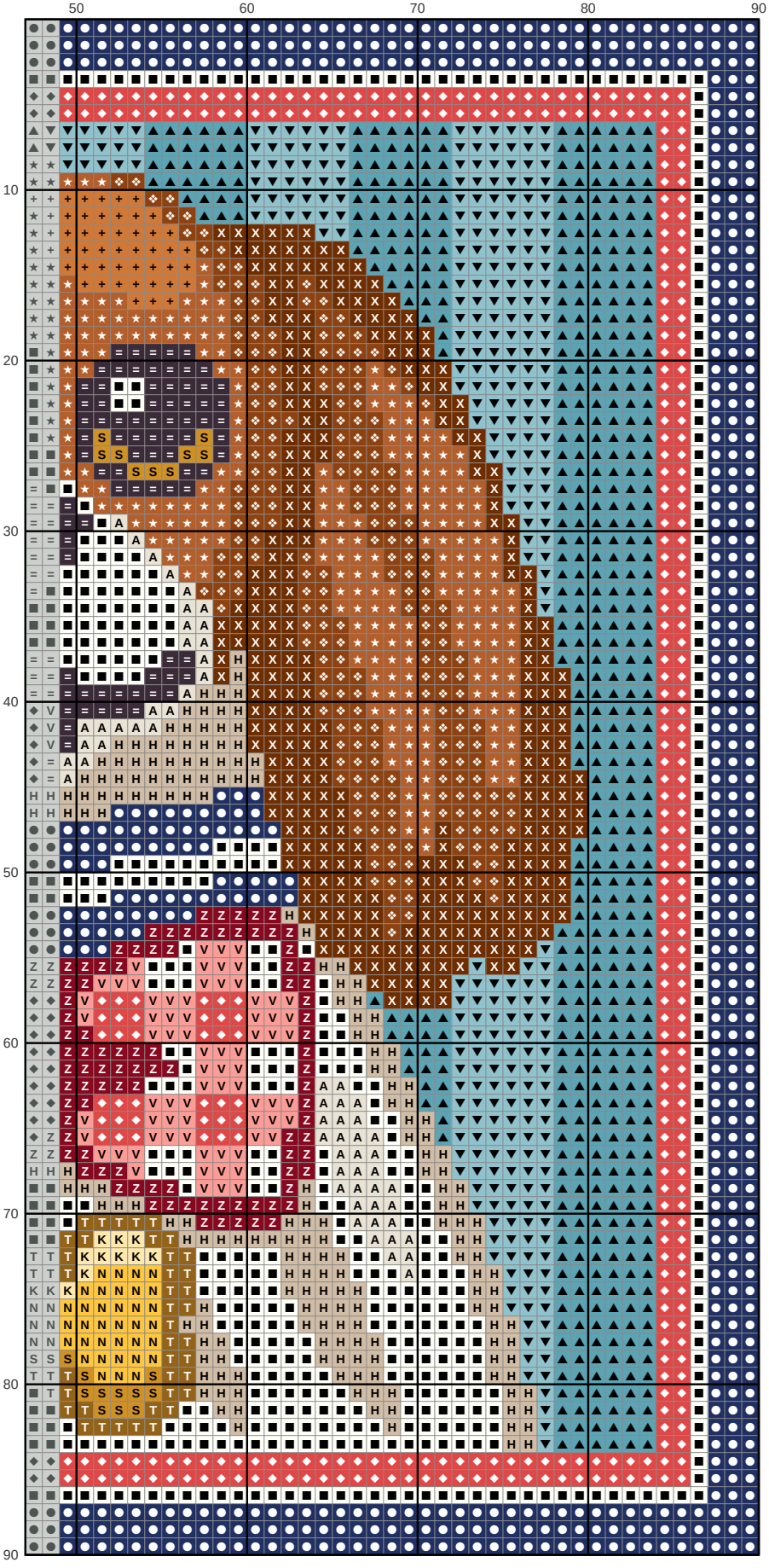


## Key

- ● **DMC 823** Dark Navy Blue
- ■ **DMC BLANC** White
- ▲ **DMC 597** Turquoise
- ◆ **DMC 350** Medium Coral
- ▼ **DMC 598** Light Turquoise
- ★ **DMC 301** Medium Mahogany
- ❖ **DMC 400** Dark Mahogany
- X **DMC 300** Very Dark Mahogany
- H **DMC 3782** Light Mocha Brown
- \+ **DMC 3776** Light Mahogany
- = **DMC 3371** Black Brown
- Z **DMC 815** Medium Garnet
- A **DMC 822** Light Beige Gray
- V **DMC 352** Light Coral
- T **DMC 780** Ultra Very Dark Topaz
- N **DMC 725** Medium Light Topaz
- S **DMC 783** Medium Topaz
- K **DMC 745** Light Pale Yellow