Preppy pickleball paddles with a bow

Needlepoint pattern | 90 x 90 stitches | 5 x 5 in (12.7 x 12.7 cm) on 18 mesh | 16 colors

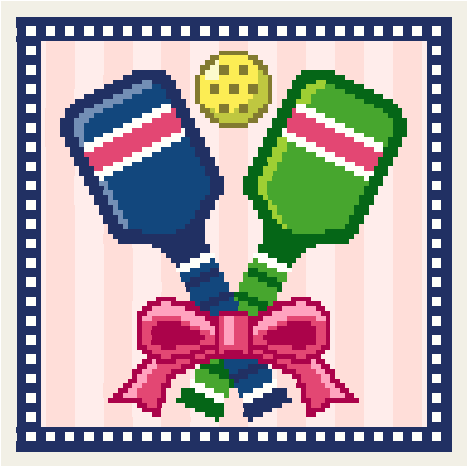

How to stitch it



1. Each square is one tent stitch, up at 1, down at 2. Lines in continental, right to left, the canvas upside down for the next row; wide areas in basketweave.
2. Cut 18 in of thread. Start and end it without a knot left behind.
3. Mark the middle of the canvas. It is the outlined square on page 2, column 45, row 45 (DMC 818): start there. Count threads, not holes.
4. Go on from it: picture first, background last. Gray squares are on two pages: stitch them once.
5. Last, two more rows all round in DMC 823: the opening's edge hides them.

First time? How to needlepoint: flossfield.com/needlepoint/guides/how-to-start/
How to read a chart: flossfield.com/needlepoint/guides/how-to-read-a-chart/

What you need

Canvas: blank mono canvas, 18 mesh (18 threads to the inch), cut 9.5 in square (24.1 cm).

Needle: blunt tapestry, size 22. Also masking tape for the cut edges, and small scissors.

Thread: six-strand floss, 16 colors, about 19 skeins in all (an estimate). Stitch with 4 strands (5 or 6 if canvas shows).

Fit it into a lid: the box or tray, acid-free board and backing. Measure the opening first.
How to fit it into a lid.

Thread list, DMC

			stitches	skeins				stitches	skeins
●	**818**	Baby Pink	1,962	2	H	**150**	Ultra Very Dark Dusty Rose	338	1
■	**823**	Dark Navy Blue	1,747	2	+	**603**	Cranberry	112	1
▲	**819**	Light Baby Pink	1,400	2	=	**307**	Lemon	82	1
◆	**BLANC**	White	538	1	Z	**730**	Very Dark Olive Green	80	1
▼	**797**	Royal Blue	462	1	A	**799**	Medium Delft Blue	55	1
★	**702**	Kelly Green	449	1	V	**704**	Bright Chartreuse	51	1
❖	**602**	Medium Cranberry	394	1	T	**166**	Medium Light Moss Green	37	1
X	**699**	Green	384	1	N	**3078**	Very Light Golden Yellow	9	1

Skeins are estimates, with the two extra rows: the thread a stitch takes on the front and back of 18 mesh canvas, plus 30 percent, rounded up for each color.

Thread colors are approximate screen matches to DMC numbers. Check against real thread before you buy.

For your own stitching, gifts and handmade pieces you sell. Do not resell or share this PDF or copies of it.

Preppy pickleball paddles with a bow

Needlepoint pattern

Columns 1 to 49, rows 1 to 90. Start at the red outline

This page is the dark part of the chart



Key

- **DMC 818** Baby Pink
- **DMC 823** Dark Navy Blue
- **DMC 819** Light Baby Pink
- **DMC BLANC** White
- **DMC 797** Royal Blue
- **DMC 702** Kelly Green
- **DMC 602** Medium Cranberry
- **DMC 699** Green
- **DMC 150** Ultra Very Dark Dusty Rose
- **DMC 603** Cranberry
- **DMC 307** Lemon
- **DMC 730** Very Dark Olive Green
- **DMC 799** Medium Delft Blue
- **DMC 166** Medium Light Moss Green
- **DMC 3078** Very Light Golden Yellow

Preppy pickleball paddles with a bow Needlepoint pattern

Columns 50 to 90, rows 1 to 90. Gray squares: charted already, do not stitch again

This page is the dark part of the chart



Key

- ● **DMC 818** Baby Pink
- ■ **DMC 823** Dark Navy Blue
- ▲ **DMC 819** Light Baby Pink
- ◆ **DMC BLANC** White
- ▼ **DMC 797** Royal Blue
- ★ **DMC 702** Kelly Green
- ❖ **DMC 602** Medium Cranberry
- X **DMC 699** Green
- H **DMC 150** Ultra Very Dark Dusty Rose
- \+ **DMC 603** Cranberry
- = **DMC 307** Lemon
- Z **DMC 730** Very Dark Olive Green
- V **DMC 704** Bright Chartreuse
- T **DMC 166** Medium Light Moss Green