Pine cone on a pink ribbon, gingham

Needlepoint pattern | 140 x 140 stitches | 14 x 14 in (35.6 x 35.6 cm) on 10 mesh | 17 colors



How to stitch it



1. Each square is one tent stitch, up at 1, down at 2. Lines in continental, right to left, the canvas upside down for the next row; wide areas in basketweave.
2. Cut 18 in of thread. Start and end it without a knot left behind.
3. Mark the middle of the canvas. It is the outlined square on page 2, column 70, row 70 (DMC 938): start there. Count threads, not holes.
4. Go on from it: picture first, background last. Gray squares are on two pages: stitch them once.
5. Last, two more rows all round in DMC 701: the seam hides them.

First time? How to needlepoint: flossfield.com/needlepoint/guides/how-to-start/
How to read a chart: flossfield.com/needlepoint/guides/how-to-read-a-chart/

What you need

Canvas: blank mono canvas, 10 mesh (10 threads to the inch), cut 18.5 in square (47 cm).

Needle: blunt tapestry, size 18. Also masking tape for the cut edges, and small scissors.

Thread: pearl cotton size 3, 17 colors, about 38 skeins in all (an estimate). Stitch with 2 lengths together.

Make it a pillow: backing fabric, an insert the size of the stitching or an inch larger, and cord or piping for the edge. How to finish a pillow.

Thread list, DMC

			stitches	skeins
●	**775**	Very Light Baby Blue	5,267	8
■	**701**	Light Green	3,468	7
▲	**963**	Ultra Very Light Dusty Rose	1,984	3
◆	**938**	Ultra Dark Coffee Brown	1,390	3
▼	**890**	Ultra Dark Pistachio Green	1,082	2
★	**603**	Cranberry	1,024	2
❖	**BLANC**	White	960	2
X	**602**	Medium Cranberry	704	2
H	**437**	Light Tan	658	1
+	**3826**	Golden Brown	615	1
=	**814**	Dark Garnet	575	1
Z	**739**	Ultra Very Light Tan	502	1
A	**703**	Chartreuse	406	1
V	**801**	Dark Coffee Brown	301	1
T	**975**	Dark Golden Brown	281	1
N	**604**	Light Cranberry	207	1
S	**326**	Very Dark Rose	176	1

Skeins are estimates, with the two extra rows: the thread a stitch takes on the front and back of 10 mesh canvas, plus 30 percent, rounded up for each color.

Thread colors are approximate screen matches to DMC numbers. Check against real thread before you buy.

For your own stitching, gifts and handmade pieces you sell. Do not resell or share this PDF or copies of it.

Pine cone on a pink ribbon, gingham

Needlepoint pattern

Columns 1 to 74, rows 1 to 74. Start at the red outline

This page is the dark part of the chart



Key

●	**DMC 775** Very Light Baby Blue	❖	**DMC BLANC** White	A	**DMC 703** Chartreuse
■	**DMC 701** Light Green	X	**DMC 602** Medium Cranberry	V	**DMC 801** Dark Coffee Brown
▲	**DMC 963** Ultra Very Light Dusty Rose	H	**DMC 437** Light Tan	T	**DMC 975** Dark Golden Brown
◆	**DMC 938** Ultra Dark Coffee Brown	+	**DMC 3826** Golden Brown	N	**DMC 604** Light Cranberry
▼	**DMC 890** Ultra Dark Pistachio Green	=	**DMC 814** Dark Garnet	S	**DMC 326** Very Dark Rose
★	**DMC 603** Cranberry	Z	**DMC 739** Ultra Very Light Tan		

Pine cone on a pink ribbon, gingham

Needlepoint pattern

Columns 75 to 140, rows 1 to 74. Gray squares: charted already, do not stitch again

This page is the dark part of the chart



Key

- ● **DMC 775** Very Light Baby Blue
- ■ **DMC 701** Light Green
- ▲ **DMC 963** Ultra Very Light Dusty Rose
- ◆ **DMC 938** Ultra Dark Coffee Brown
- ▼ **DMC 890** Ultra Dark Pistachio Green
- ★ **DMC 603** Cranberry
- ❖ **DMC BLANC** White
- X **DMC 602** Medium Cranberry
- H **DMC 437** Light Tan
- \+ **DMC 3826** Golden Brown
- = **DMC 814** Dark Garnet
- Z **DMC 739** Ultra Very Light Tan
- A **DMC 703** Chartreuse
- V **DMC 801** Dark Coffee Brown
- T **DMC 975** Dark Golden Brown
- N **DMC 604** Light Cranberry
- S **DMC 326** Very Dark Rose

Pine cone on a pink ribbon, gingham Needlepoint pattern

Columns 1 to 74, rows 75 to 140. Gray squares: charted already, do not stitch again

This page is the dark part of the chart



Key

- ● **DMC 775** Very Light Baby Blue
- ■ **DMC 701** Light Green
- ▲ **DMC 963** Ultra Very Light Dusty Rose
- ◆ **DMC 938** Ultra Dark Coffee Brown
- ▼ **DMC 890** Ultra Dark Pistachio Green
- ★ **DMC 603** Cranberry
- ❖ **DMC BLANC** White
- H **DMC 437** Light Tan
- \+ **DMC 3826** Golden Brown
- Z **DMC 739** Ultra Very Light Tan
- A **DMC 703** Chartreuse
- V **DMC 801** Dark Coffee Brown
- T **DMC 975** Dark Golden Brown

Pine cone on a pink ribbon, gingham

Needlepoint pattern

Columns 75 to 140, rows 75 to 140. Gray squares: charted already, do not stitch again

This page is the dark part of the chart



Key

- ● **DMC 775** Very Light Baby Blue
- ■ **DMC 701** Light Green
- ▲ **DMC 963** Ultra Very Light Dusty Rose
- ◆ **DMC 938** Ultra Dark Coffee Brown
- ▼ **DMC 890** Ultra Dark Pistachio Green
- ★ **DMC 603** Cranberry
- ❖ **DMC BLANC** White
- H **DMC 437** Light Tan
- \+ **DMC 3826** Golden Brown
- Z **DMC 739** Ultra Very Light Tan
- A **DMC 703** Chartreuse
- V **DMC 801** Dark Coffee Brown
- T **DMC 975** Dark Golden Brown