Preppy pitcher with lemons

Needlepoint pattern | 90 x 90 stitches | 5 x 5 in (12.7 x 12.7 cm) on 18 mesh | 16 colors



How to stitch it



1. Each square is one tent stitch, up at 1, down at 2. Lines in continental, right to left, the canvas upside down for the next row; wide areas in basketweave.
2. Cut 18 in of thread. Start and end it without a knot left behind.
3. Mark the middle of the canvas. It is the outlined square on page 2, column 45, row 45 (DMC BLANC): start there. Count threads, not holes.
4. Go on from it: picture first, background last. Gray squares are on two pages: stitch them once.
5. Last, two more rows all round, each stitch in the color it lies beside: the opening's edge hides them.

First time? How to needlepoint: flossfield.com/needlepoint/guides/how-to-start/
How to read a chart: flossfield.com/needlepoint/guides/how-to-read-a-chart/

What you need

Canvas: blank mono canvas, 18 mesh (18 threads to the inch), cut 9.5 in square (24.1 cm).

Needle: blunt tapestry, size 22. Also masking tape for the cut edges, and small scissors.

Thread: six-strand floss, 16 colors, about 20 skeins in all (an estimate). Stitch with 4 strands (5 or 6 if canvas shows).

Fit it into a lid: the box or tray, acid-free board and backing. Measure the opening first.
How to fit it into a lid.

Thread list, DMC

			stitches	skeins
●	**604**	Light Cranberry	2,535	3
■	**BLANC**	White	1,339	2
▲	**823**	Dark Navy Blue	1,299	2
◆	**307**	Lemon	832	1
▼	**699**	Green	293	1
★	**602**	Medium Cranberry	260	1
❖	**3752**	Very Light Antique Blue	217	1
X	**701**	Light Green	204	1
H	**725**	Medium Light Topaz	196	1
+	**782**	Dark Topaz	156	1
=	**797**	Royal Blue	154	1
Z	**939**	Very Dark Navy Blue	151	1
A	**963**	Ultra Very Light Dusty Rose	148	1
V	**704**	Bright Chartreuse	138	1
T	**3078**	Very Light Golden Yellow	102	1
N	**932**	Light Antique Blue	76	1

Skeins are estimates, with the two extra rows: the thread a stitch takes on the front and back of 18 mesh canvas, plus 30 percent, rounded up for each color.

Thread colors are approximate screen matches to DMC numbers. Check against real thread before you buy.

For your own stitching, gifts and handmade pieces you sell. Do not resell or share this PDF or copies of it.

Preppy pitcher with lemons

Needlepoint pattern

Columns 1 to 49, rows 1 to 90. Start at the red outline

This page is the dark part of the chart

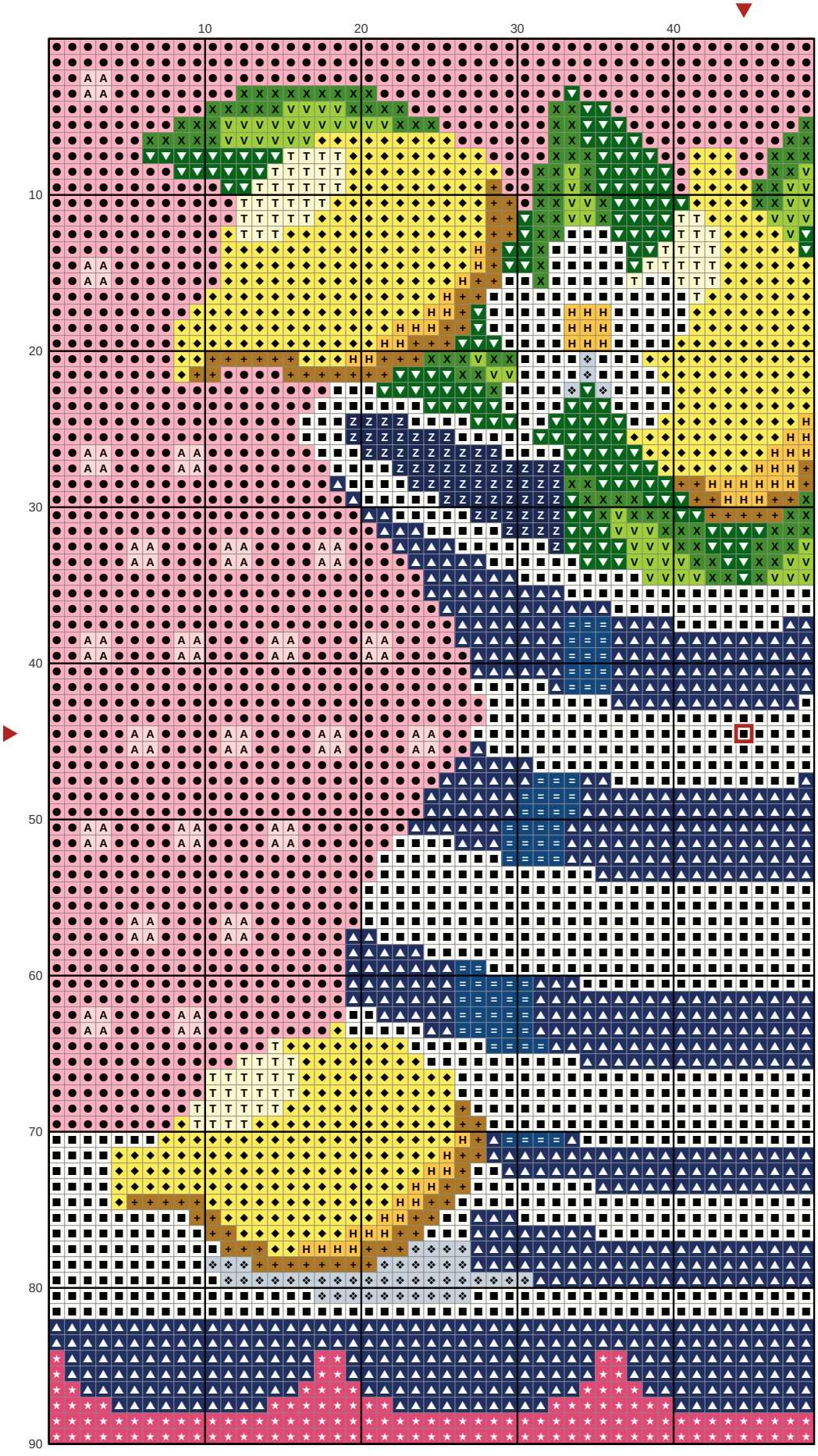

Key

- **DMC 604** Light Cranberry
- **DMC BLANC** White
- **DMC 823** Dark Navy Blue
- **DMC 307** Lemon
- **DMC 699** Green
- **DMC 602** Medium Cranberry
- **DMC 3752** Very Light Antique Blue
- **DMC 701** Light Green
- **DMC 725** Medium Light Topaz
- **DMC 782** Dark Topaz
- **DMC 797** Royal Blue
- **DMC 939** Very Dark Navy Blue
- **DMC 963** Ultra Very Light Dusty Rose
- **DMC 704** Bright Chartreuse
- **DMC 3078** Very Light Golden Yellow

Preppy pitcher with lemons

Needlepoint pattern

Columns 50 to 90, rows 1 to 90. Gray squares: charted already, do not stitch again

This page is the dark part of the chart

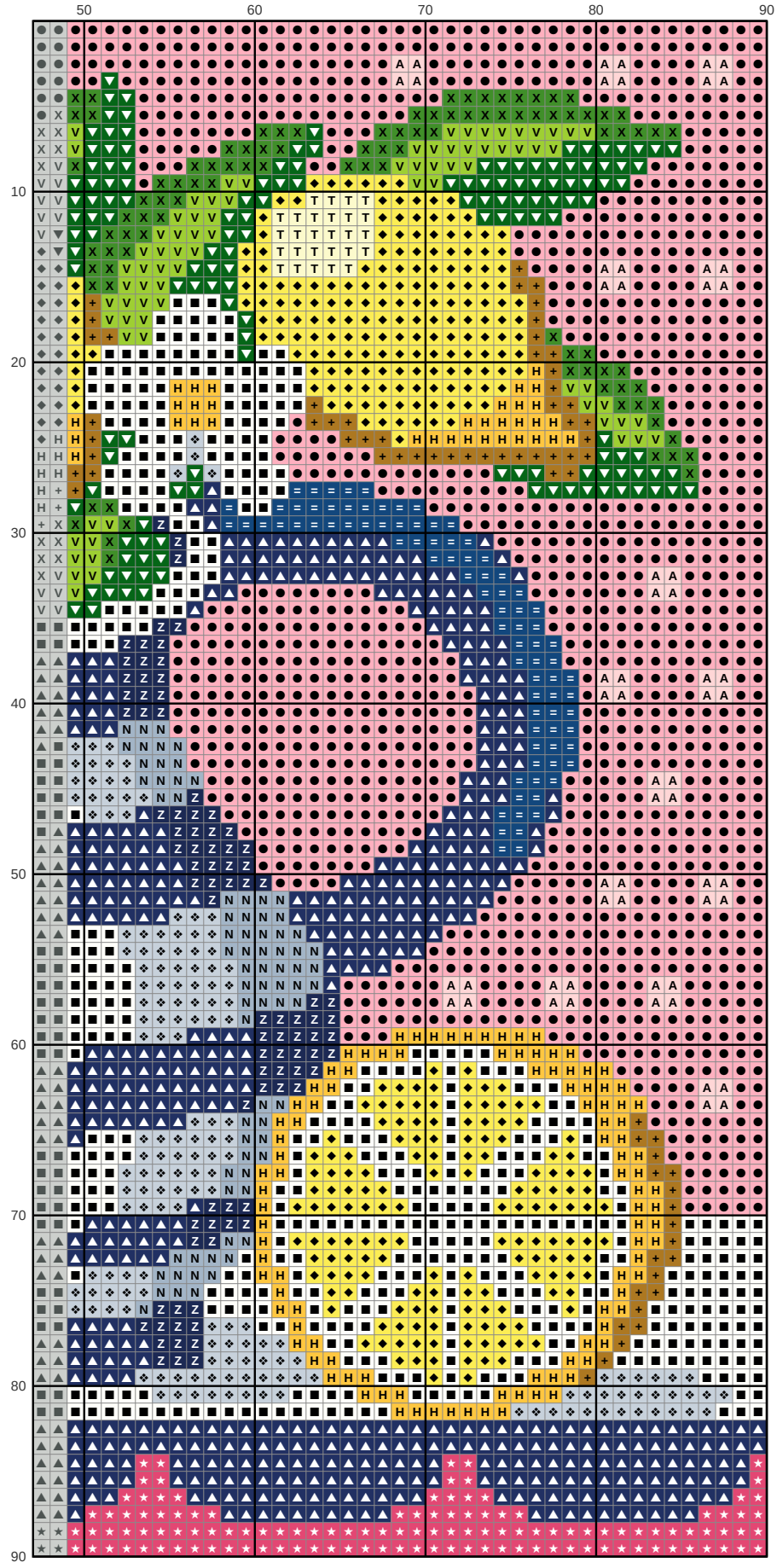

Key

- ● **DMC 604** Light Cranberry
- ■ **DMC BLANC** White
- ▲ **DMC 823** Dark Navy Blue
- ◆ **DMC 307** Lemon
- ▼ **DMC 699** Green
- ★ **DMC 602** Medium Cranberry
- ❖ **DMC 3752** Very Light Antique Blue
- X **DMC 701** Light Green
- H **DMC 725** Medium Light Topaz
- \+ **DMC 782** Dark Topaz
- = **DMC 797** Royal Blue
- Z **DMC 939** Very Dark Navy Blue
- A **DMC 963** Ultra Very Light Dusty Rose
- V **DMC 704** Bright Chartreuse
- T **DMC 3078** Very Light Golden Yellow
- N **DMC 932** Light Antique Blue