Preppy rhino

Needlepoint pattern | 140 x 140 stitches | 14 x 14 in (35.6 x 35.6 cm) on 10 mesh | 22 colors



How to stitch it



1. Each square is one tent stitch, up at 1, down at 2. Lines in continental, right to left, the canvas upside down for the next row; wide areas in basketweave.
2. Cut 18 in of thread. Start and end it without a knot left behind.
3. Mark the middle of the canvas. It is the outlined square on page 2, column 70, row 70 (DMC 415): start there. Count threads, not holes.
4. Go on from it: picture first, background last. Gray squares are on two pages: stitch them once.
5. Last, two more rows all round in DMC 700: the seam hides them.

First time? How to needlepoint: flossfield.com/needlepoint/guides/how-to-start/
How to read a chart: flossfield.com/needlepoint/guides/how-to-read-a-chart/

What you need

Canvas: blank mono canvas, 10 mesh (10 threads to the inch), cut 18.5 in square (47 cm).

Needle: blunt tapestry, size 18. Also masking tape for the cut edges, and small scissors.

Thread: pearl cotton size 3, 22 colors, about 44 skeins in all (an estimate). Stitch with 2 lengths together.

Make it a pillow: backing fabric, an insert the size of the stitching or an inch larger, and cord or piping for the edge. How to finish a pillow.

Thread list, DMC

			stitches	skeins
●	700	Bright Green	3,724	8
■	BLANC	White	2,331	4
▲	963	Ultra Very Light Dusty Rose	2,190	4
◆	605	Very Light Cranberry	2,174	4
▼	704	Bright Chartreuse	1,253	2
★	318	Light Steel Gray	1,215	2
❖	414	Dark Steel Gray	1,094	2
X	702	Kelly Green	834	2
H	413	Dark Pewter Gray	755	2
+	415	Pearl Gray	737	2
=	699	Green	568	1
Z	726	Light Topaz	559	1
A	823	Dark Navy Blue	528	1
V	725	Medium Light Topaz	362	1
T	435	Very Light Brown	348	1
N	433	Medium Brown	304	1
S	739	Ultra Very Light Tan	174	1
K	437	Light Tan	151	1
E	3799	Very Dark Pewter Gray	97	1
C	3078	Very Light Golden Yellow	90	1
P	783	Medium Topaz	56	1
U	3733	Dusty Rose	56	1

Skeins are estimates, with the two extra rows: the thread a stitch takes on the front and back of 10 mesh canvas, plus 30 percent, rounded up for each color.

Thread colors are approximate screen matches to DMC numbers. Check against real thread before you buy.

For your own stitching, gifts and handmade pieces you sell. Do not resell or share this PDF or copies of it.

Preppy rhino Needlepoint pattern

Columns 1 to 74, rows 1 to 74. Start at the red outline

This page is the dark part of the chart



Key

- ● **DMC 700** Bright Green
- ■ **DMC BLANC** White
- ▲ **DMC 963** Ultra Very Light Dusty Rose
- ◆ **DMC 605** Very Light Cranberry
- ★ **DMC 318** Light Steel Gray
- ❖ **DMC 414** Dark Steel Gray
- X **DMC 702** Kelly Green
- H **DMC 413** Dark Pewter Gray
- \+ **DMC 415** Pearl Gray
- = **DMC 699** Green
- Z **DMC 726** Light Topaz
- V **DMC 725** Medium Light Topaz
- T **DMC 435** Very Light Brown
- N **DMC 433** Medium Brown
- S **DMC 739** Ultra Very Light Tan
- K **DMC 437** Light Tan
- C **DMC 3078** Very Light Golden Yellow
- P **DMC 783** Medium Topaz
- U **DMC 3733** Dusty Rose

Preppy rhino Needlepoint pattern

Columns 75 to 140, rows 1 to 74. Gray squares: charted already, do not stitch again

This page is the dark part of the chart



Key

- ● **DMC 700** Bright Green
- ■ **DMC BLANC** White
- ▲ **DMC 963** Ultra Very Light Dusty Rose
- ◆ **DMC 605** Very Light Cranberry
- ★ **DMC 318** Light Steel Gray
- ❖ **DMC 414** Dark Steel Gray
- X **DMC 702** Kelly Green
- H **DMC 413** Dark Pewter Gray
- \+ **DMC 415** Pearl Gray
- = **DMC 699** Green
- Z **DMC 726** Light Topaz
- A **DMC 823** Dark Navy Blue
- V **DMC 725** Medium Light Topaz
- T **DMC 435** Very Light Brown
- N **DMC 433** Medium Brown
- C **DMC 3078** Very Light Golden Yellow
- P **DMC 783** Medium Topaz

Preppy rhino Needlepoint pattern

Columns 1 to 74, rows 75 to 140. Gray squares: charted already, do not stitch again

This page is the dark part of the chart



Key

- **DMC 700** Bright Green
- **DMC BLANC** White
- **DMC 963** Ultra Very Light Dusty Rose
- **DMC 605** Very Light Cranberry
- **DMC 704** Bright Chartreuse
- **DMC 318** Light Steel Gray
- **DMC 414** Dark Steel Gray
- **DMC 702** Kelly Green
- **DMC 413** Dark Pewter Gray
- **DMC 415** Pearl Gray
- **DMC 699** Green
- **DMC 725** Medium Light Topaz
- **DMC 435** Very Light Brown
- **DMC 433** Medium Brown
- **DMC 739** Ultra Very Light Tan
- **DMC 437** Light Tan
- **DMC 3799** Very Dark Pewter Gray

Preppy rhino Needlepoint pattern

Columns 75 to 140, rows 75 to 140. Gray squares: charted already, do not stitch again

This page is the dark part of the chart



Key

- **DMC 700** Bright Green
- **DMC BLANC** White
- **DMC 963** Ultra Very Light Dusty Rose
- **DMC 605** Very Light Cranberry
- **DMC 704** Bright Chartreuse
- **DMC 318** Light Steel Gray
- **DMC 414** Dark Steel Gray
- **DMC 702** Kelly Green
- **DMC 413** Dark Pewter Gray
- **DMC 415** Pearl Gray
- **DMC 726** Light Topaz
- **DMC 823** Dark Navy Blue
- **DMC 725** Medium Light Topaz
- **DMC 739** Ultra Very Light Tan
- **DMC 437** Light Tan
- **DMC 3799** Very Dark Pewter Gray
- **DMC 3078** Very Light Golden Yellow
- **DMC 783** Medium Topaz