Preppy rocket with a ribbon bow

Needlepoint pattern | 90 x 90 stitches | 5 x 5 in (12.7 x 12.7 cm) on 18 mesh | 16 colors



How to stitch it



1. Each square is one tent stitch, up at 1, down at 2. Lines in continental, right to left, the canvas upside down for the next row; wide areas in basketweave.
2. Cut 18 in of thread. Start and end it without a knot left behind.
3. Mark the middle of the canvas. It is the outlined square on page 2, column 45, row 45 (DMC BLANC): start there. Count threads, not holes.
4. Go on from it: picture first, background last. Gray squares are on two pages: stitch them once.
5. Last, two more rows all round in DMC 150: the opening's edge hides them.

First time? How to needlepoint: flossfield.com/needlepoint/guides/how-to-start/
How to read a chart: flossfield.com/needlepoint/guides/how-to-read-a-chart/

What you need

Canvas: blank mono canvas, 18 mesh (18 threads to the inch), cut 9.5 in square (24.1 cm).

Needle: blunt tapestry, size 22. Also masking tape for the cut edges, and small scissors.

Thread: six-strand floss, 16 colors, about 19 skeins in all (an estimate). Stitch with 4 strands (5 or 6 if canvas shows).

Fit it into a lid: the box or tray, acid-free board and backing. Measure the opening first.
How to fit it into a lid.

Thread list, DMC

			stitches	skeins
●	**823**	Dark Navy Blue	3,263	3
■	**602**	Medium Cranberry	858	1
▲	**604**	Light Cranberry	844	1
◆	**BLANC**	White	832	1
▼	**702**	Kelly Green	616	1
★	**150**	Ultra Very Dark Dusty Rose	602	2
❖	**743**	Medium Yellow	352	1
X	**3325**	Light Baby Blue	330	1
H	**699**	Green	76	1
+	**3766**	Light Peacock Blue	74	1
=	**3844**	Dark Bright Turquoise	69	1
Z	**741**	Medium Tangerine	56	1
A	**3755**	Baby Blue	52	1
V	**334**	Medium Baby Blue	32	1
T	**742**	Light Tangerine	30	1
N	**704**	Bright Chartreuse	14	1

Skeins are estimates, with the two extra rows: the thread a stitch takes on the front and back of 18 mesh canvas, plus 30 percent, rounded up for each color.

Thread colors are approximate screen matches to DMC numbers. Check against real thread before you buy.

For your own stitching, gifts and handmade pieces you sell. Do not resell or share this PDF or copies of it.

Preppy rocket with a ribbon bow

Needlepoint pattern

Columns 1 to 49, rows 1 to 90. Start at the red outline

This page is the dark part of the chart



Key

- **DMC 823** Dark Navy Blue
- **DMC 602** Medium Cranberry
- **DMC 604** Light Cranberry
- **DMC BLANC** White
- **DMC 702** Kelly Green
- **DMC 150** Ultra Very Dark Dusty Rose
- **DMC 743** Medium Yellow
- **DMC 3325** Light Baby Blue
- **DMC 699** Green
- **DMC 3844** Dark Bright Turquoise
- **DMC 741** Medium Tangerine
- **DMC 334** Medium Baby Blue
- **DMC 742** Light Tangerine
- **DMC 704** Bright Chartreuse

Preppy rocket with a ribbon bow

Needlepoint pattern

Columns 50 to 90, rows 1 to 90. Gray squares: charted already, do not stitch again

This page is the dark part of the chart



Key

- **DMC 823** Dark Navy Blue
- **DMC 602** Medium Cranberry
- **DMC 604** Light Cranberry
- **DMC BLANC** White
- **DMC 702** Kelly Green
- **DMC 150** Ultra Very Dark Dusty Rose
- **DMC 743** Medium Yellow
- **DMC 3325** Light Baby Blue
- **DMC 699** Green
- **DMC 3766** Light Peacock Blue
- **DMC 3844** Dark Bright Turquoise
- **DMC 741** Medium Tangerine
- **DMC 3755** Baby Blue
- **DMC 334** Medium Baby Blue