Preppy saddle

Needlepoint pattern | 130 x 130 stitches | 10 x 10 in (25.4 x 25.4 cm) on 13 mesh | 20 colors



How to stitch it



1. Each square is one tent stitch, up at 1, down at 2. Lines in continental, right to left, the canvas upside down for the next row; wide areas in basketweave.
2. Cut 18 in of thread. Start and end it without a knot left behind.
3. Mark the middle of the canvas. It is the outlined square on page 2, column 65, row 65 (DMC 434): start there. Count threads, not holes.
4. Go on from it: picture first, background last. Gray squares are on two pages: stitch them once.
5. Last, two more rows all round in DMC 699: the seam hides them.

First time? How to needlepoint: flossfield.com/needlepoint/guides/how-to-start/
How to read a chart: flossfield.com/needlepoint/guides/how-to-read-a-chart/

What you need

Canvas: blank mono canvas, 13 mesh (13 threads to the inch), cut 14.5 in square (36.8 cm).

Needle: blunt tapestry, size 20. Also masking tape for the cut edges, and small scissors.

Thread: six-strand floss, 20 colors, about 36 skeins in all (an estimate). Stitch with 7 strands (8 if canvas shows).

Make it a pillow: backing fabric, an insert the size of the stitching or an inch larger, and cord or piping for the edge. How to finish a pillow.

Thread list, DMC

			stitches	skeins				stitches	skeins
●	**701**	Light Green	3,621	6	=	**3853**	Dark Autumn Gold	433	1
■	**604**	Light Cranberry	3,213	5	Z	**963**	Ultra Very Light Dusty Rose	419	1
▲	**BLANC**	White	2,475	4	A	**300**	Very Dark Mahogany	351	1
◆	**699**	Green	1,496	4	V	**703**	Chartreuse	304	1
▼	**922**	Light Copper	707	2	T	**415**	Pearl Gray	230	1
★	**435**	Very Light Brown	676	1	N	**920**	Medium Copper	186	1
❖	**433**	Medium Brown	630	1	S	**3799**	Very Dark Pewter Gray	146	1
X	**801**	Dark Coffee Brown	622	1	K	**436**	Tan	127	1
H	**3371**	Black Brown	618	1	E	**602**	Medium Cranberry	92	1
+	**434**	Light Brown	530	1	C	**743**	Medium Yellow	24	1

Skeins are estimates, with the two extra rows: the thread a stitch takes on the front and back of 13 mesh canvas, plus 30 percent, rounded up for each color.

Thread colors are approximate screen matches to DMC numbers. Check against real thread before you buy.

For your own stitching, gifts and handmade pieces you sell. Do not resell or share this PDF or copies of it.

Preppy saddle Needlepoint pattern

Columns 1 to 69, rows 1 to 69. Start at the red outline

This page is the dark part of the chart



Key

- ● **DMC 701** Light Green
- ■ **DMC 604** Light Cranberry
- ▲ **DMC BLANC** White
- ◆ **DMC 699** Green
- ▼ **DMC 922** Light Copper
- ★ **DMC 435** Very Light Brown
- ❖ **DMC 433** Medium Brown
- X **DMC 801** Dark Coffee Brown
- H **DMC 3371** Black Brown
- \+ **DMC 434** Light Brown
- = **DMC 3853** Dark Autumn Gold
- Z **DMC 963** Ultra Very Light Dusty Rose
- A **DMC 300** Very Dark Mahogany
- T **DMC 415** Pearl Gray
- N **DMC 920** Medium Copper
- K **DMC 436** Tan
- E **DMC 602** Medium Cranberry

Preppy saddle Needlepoint pattern

Columns 70 to 130, rows 1 to 69. Gray squares: charted already, do not stitch again

This page is the dark part of the chart



Key

- ● **DMC 701** Light Green
- ■ **DMC 604** Light Cranberry
- ▲ **DMC BLANC** White
- ◆ **DMC 699** Green
- ▼ **DMC 922** Light Copper
- ★ **DMC 435** Very Light Brown
- ❖ **DMC 433** Medium Brown
- X **DMC 801** Dark Coffee Brown
- H **DMC 3371** Black Brown
- \+ **DMC 434** Light Brown
- = **DMC 3853** Dark Autumn Gold
- Z **DMC 963** Ultra Very Light Dusty Rose
- A **DMC 300** Very Dark Mahogany
- T **DMC 415** Pearl Gray
- N **DMC 920** Medium Copper
- K **DMC 436** Tan
- E **DMC 602** Medium Cranberry

Preppy saddle Needlepoint pattern

Columns 1 to 69, rows 70 to 130. Gray squares: charted already, do not stitch again

This page is the dark part of the chart

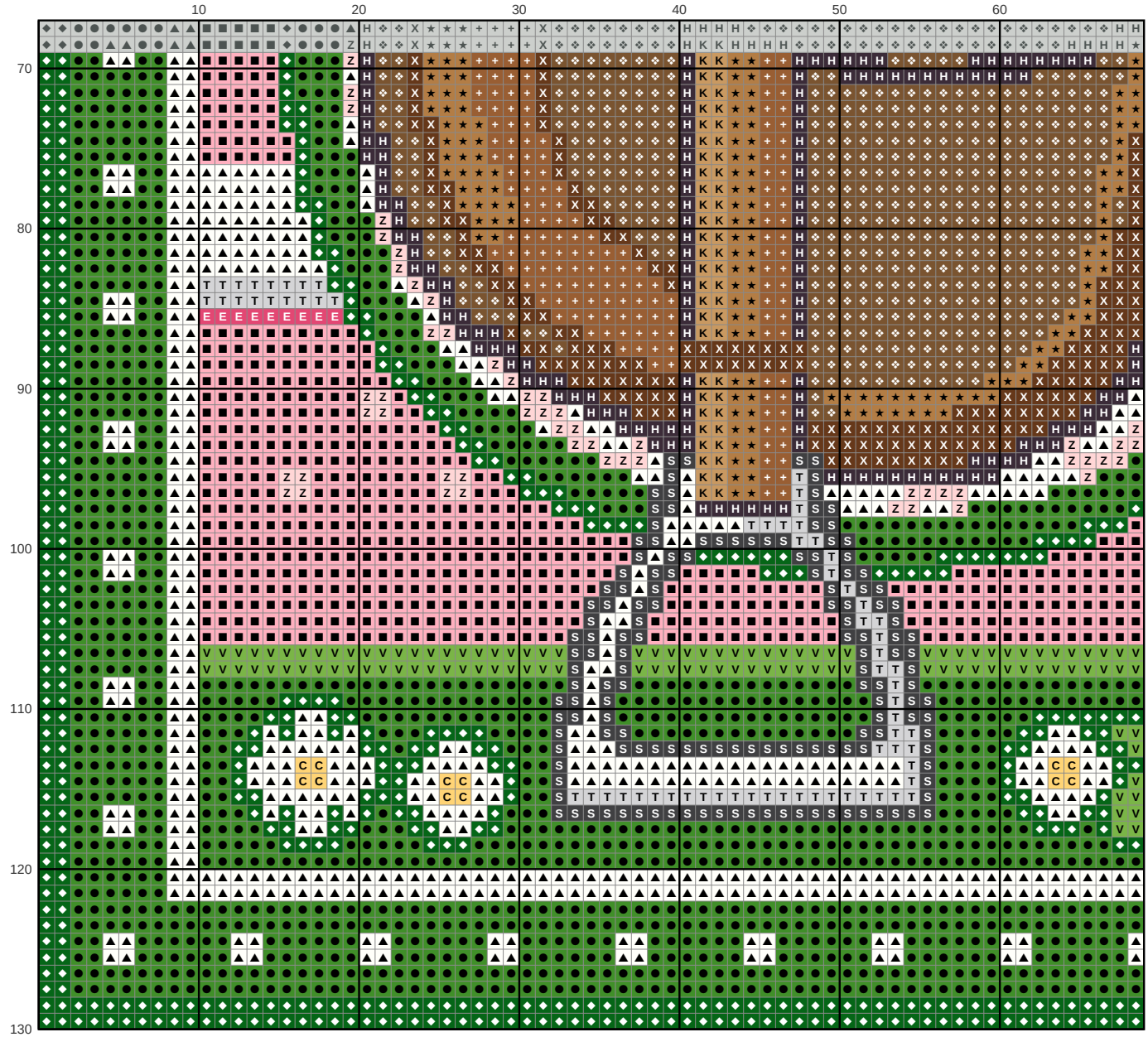

Key

- ● **DMC 701** Light Green
- ■ **DMC 604** Light Cranberry
- ▲ **DMC BLANC** White
- ◆ **DMC 699** Green
- ★ **DMC 435** Very Light Brown
- ❖ **DMC 433** Medium Brown
- X **DMC 801** Dark Coffee Brown
- H **DMC 3371** Black Brown
- \+ **DMC 434** Light Brown
- Z **DMC 963** Ultra Very Light Dusty Rose
- V **DMC 703** Chartreuse
- T **DMC 415** Pearl Gray
- S **DMC 3799** Very Dark Pewter Gray
- K **DMC 436** Tan
- E **DMC 602** Medium Cranberry
- C **DMC 743** Medium Yellow

Preppy saddle Needlepoint pattern

Columns 70 to 130, rows 70 to 130. Gray squares: charted already, do not stitch again

This page is the dark part of the chart



Key

- ● **DMC 701** Light Green
- ■ **DMC 604** Light Cranberry
- ▲ **DMC BLANC** White
- ◆ **DMC 699** Green
- ★ **DMC 435** Very Light Brown
- X **DMC 801** Dark Coffee Brown
- H **DMC 3371** Black Brown
- Z **DMC 963** Ultra Very Light Dusty Rose
- V **DMC 703** Chartreuse
- T **DMC 415** Pearl Gray
- E **DMC 602** Medium Cranberry
- C **DMC 743** Medium Yellow