Preppy saguaro cactus

Needlepoint pattern | 90 x 90 stitches | 5 x 5 in (12.7 x 12.7 cm) on 18 mesh | 17 colors



How to stitch it



1. Each square is one tent stitch, up at 1, down at 2. Lines in continental, right to left, the canvas upside down for the next row; wide areas in basketweave.
2. Cut 18 in of thread. Start and end it without a knot left behind.
3. Mark the middle of the canvas. It is the outlined square on page 2, column 45, row 45 (DMC 704): start there. Count threads, not holes.
4. Go on from it: picture first, background last. Gray squares are on two pages: stitch them once.
5. Last, two more rows all round in DMC 336: the opening's edge hides them.

First time? How to needlepoint: flossfield.com/needlepoint/guides/how-to-start/
How to read a chart: flossfield.com/needlepoint/guides/how-to-read-a-chart/

What you need

Canvas: blank mono canvas, 18 mesh (18 threads to the inch), cut 9.5 in square (24.1 cm).

Needle: blunt tapestry, size 22. Also masking tape for the cut edges, and small scissors.

Thread: six-strand floss, 17 colors, about 19 skeins in all (an estimate). Stitch with 4 strands (5 or 6 if canvas shows).

Fit it into a lid: the box or tray, acid-free board and backing. Measure the opening first.
How to fit it into a lid.

Thread list, DMC

			stitches	skeins
●	**3841**	Pale Baby Blue	1,886	2
□	**336**	Navy Blue	1,617	2
▲	**602**	Medium Cranberry	949	1
◆	**3756**	Ultra Very Light Baby Blue	860	1
▼	**963**	Ultra Very Light Dusty Rose	459	1
★	**702**	Kelly Green	337	1
❖	**704**	Bright Chartreuse	292	1
X	**700**	Bright Green	257	1
H	**890**	Ultra Dark Pistachio Green	252	1
+	**BLANC**	White	240	1
=	**3806**	Light Cyclamen Pink	238	1
Z	**907**	Light Parrot Green	190	1
A	**815**	Medium Garnet	168	1
V	**939**	Very Dark Navy Blue	133	1
T	**600**	Very Dark Cranberry	102	1
N	**3755**	Baby Blue	72	1
S	**725**	Medium Light Topaz	48	1

Skeins are estimates, with the two extra rows: the thread a stitch takes on the front and back of 18 mesh canvas, plus 30 percent, rounded up for each color.

Thread colors are approximate screen matches to DMC numbers. Check against real thread before you buy.

For your own stitching, gifts and handmade pieces you sell. Do not resell or share this PDF or copies of it.

Preppy saguaro cactus

Needlepoint pattern

Columns 1 to 49, rows 1 to 90. Start at the red outline

This page is the dark part of the chart



Key

- ● **DMC 3841** Pale Baby Blue
- ■ **DMC 336** Navy Blue
- ▲ **DMC 602** Medium Cranberry
- ◆ **DMC 3756** Ultra Very Light Baby Blue
- ▼ **DMC 963** Ultra Very Light Dusty Rose
- ★ **DMC 702** Kelly Green
- ❖ **DMC 704** Bright Chartreuse
- X **DMC 700** Bright Green
- H **DMC 890** Ultra Dark Pistachio Green
- \+ **DMC BLANC** White
- = **DMC 3806** Light Cyclamen Pink
- Z **DMC 907** Light Parrot Green
- A **DMC 815** Medium Garnet
- V **DMC 939** Very Dark Navy Blue
- T **DMC 600** Very Dark Cranberry
- S **DMC 725** Medium Light Topaz

Preppy saguaro cactus

Needlepoint pattern

Columns 50 to 90, rows 1 to 90. Gray squares: charted already, do not stitch again

This page is the dark part of the chart



Key

- ● **DMC 3841** Pale Baby Blue
- ■ **DMC 336** Navy Blue
- ▲ **DMC 602** Medium Cranberry
- ◆ **DMC 3756** Ultra Very Light Baby Blue
- ▼ **DMC 963** Ultra Very Light Dusty Rose
- ★ **DMC 702** Kelly Green
- ❖ **DMC 704** Bright Chartreuse
- X **DMC 700** Bright Green
- H **DMC 890** Ultra Dark Pistachio Green
- \+ **DMC BLANC** White
- = **DMC 3806** Light Cyclamen Pink
- Z **DMC 907** Light Parrot Green
- A **DMC 815** Medium Garnet
- V **DMC 939** Very Dark Navy Blue
- T **DMC 600** Very Dark Cranberry
- N **DMC 3755** Baby Blue
- S **DMC 725** Medium Light Topaz