Preppy sailboat

Needlepoint pattern | 140 x 140 stitches | 14 x 14 in (35.6 x 35.6 cm) on 10 mesh | 22 colors



How to stitch it



1. Each square is one tent stitch, up at 1, down at 2. Lines in continental, right to left, the canvas upside down for the next row; wide areas in basketweave.
2. Cut 18 in of thread. Start and end it without a knot left behind.
3. Mark the middle of the canvas. It is the outlined square on page 2, column 70, row 70 (DMC 3747): start there. Count threads, not holes.
4. Go on from it: picture first, background last. Gray squares are on two pages: stitch them once.
5. Last, two more rows all round, each stitch in the color it lies beside: the seam hides them.

First time? How to needlepoint: flossfield.com/needlepoint/guides/how-to-start/
How to read a chart: flossfield.com/needlepoint/guides/how-to-read-a-chart/

What you need

Canvas: blank mono canvas, 10 mesh (10 threads to the inch), cut 18.5 in square (47 cm).

Needle: blunt tapestry, size 18. Also masking tape for the cut edges, and small scissors.

Thread: pearl cotton size 3, 22 colors, about 44 skeins in all (an estimate). Stitch with 2 lengths together.

Make it a pillow: backing fabric, an insert the size of the stitching or an inch larger, and cord or piping for the edge. How to finish a pillow.

Thread list, DMC

			stitches	skeins				stitches	skeins
●	**964**	Light Seagreen	3,840	6	Z	**600**	Very Dark Cranberry	370	1
■	**BLANC**	White	3,524	6	A	**801**	Dark Coffee Brown	366	1
▲	**604**	Light Cranberry	3,072	6	V	**3747**	Very Light Blue Violet	328	1
◆	**602**	Medium Cranberry	2,459	5	T	**783**	Medium Topaz	211	1
▼	**797**	Royal Blue	1,253	2	N	**747**	Very Light Sky Blue	123	1
★	**823**	Dark Navy Blue	1,210	2	S	**738**	Very Light Tan	90	1
❖	**3844**	Dark Bright Turquoise	676	2	K	**739**	Ultra Very Light Tan	69	1
X	**726**	Light Topaz	584	1	E	**701**	Light Green	55	1
H	**995**	Dark Electric Blue	474	1	C	**703**	Chartreuse	49	1
+	**727**	Very Light Topaz	448	1	P	**437**	Light Tan	16	1
=	**435**	Very Light Brown	372	1	U	**3371**	Black Brown	11	1

Skeins are estimates, with the two extra rows: the thread a stitch takes on the front and back of 10 mesh canvas, plus 30 percent, rounded up for each color.

Thread colors are approximate screen matches to DMC numbers. Check against real thread before you buy.

For your own stitching, gifts and handmade pieces you sell. Do not resell or share this PDF or copies of it.

Preppy sailboat Needlepoint pattern

Columns 1 to 74, rows 1 to 74. Start at the red outline

This page is the dark part of the chart



Key

- ● **DMC 964** Light Seagreen
- ■ **DMC BLANC** White
- ▲ **DMC 604** Light Cranberry
- ◆ **DMC 602** Medium Cranberry
- ▼ **DMC 797** Royal Blue
- ★ **DMC 823** Dark Navy Blue
- X **DMC 726** Light Topaz
- = **DMC 435** Very Light Brown
- A **DMC 801** Dark Coffee Brown
- V **DMC 3747** Very Light Blue Violet

Preppy sailboat Needlepoint pattern

Columns 75 to 140, rows 1 to 74. Gray squares: charted already, do not stitch again

This page is the dark part of the chart



Key

- ● **DMC 964** Light Seagreen
- ■ **DMC BLANC** White
- ▲ **DMC 604** Light Cranberry
- ◆ **DMC 602** Medium Cranberry
- ★ **DMC 823** Dark Navy Blue
- X **DMC 726** Light Topaz
- \+ **DMC 727** Very Light Topaz
- V **DMC 3747** Very Light Blue Violet
- T **DMC 783** Medium Topaz

Preppy sailboat Needlepoint pattern

Columns 1 to 74, rows 75 to 140. Gray squares: charted already, do not stitch again

This page is the dark part of the chart



Key

- ● **DMC 964** Light Seagreen
- ■ **DMC BLANC** White
- ▲ **DMC 604** Light Cranberry
- ◆ **DMC 602** Medium Cranberry
- ▼ **DMC 797** Royal Blue
- ★ **DMC 823** Dark Navy Blue
- ❖ **DMC 3844** Dark Bright Turquoise
- X **DMC 726** Light Topaz
- H **DMC 995** Dark Electric Blue
- = **DMC 435** Very Light Brown
- Z **DMC 600** Very Dark Cranberry
- A **DMC 801** Dark Coffee Brown
- V **DMC 3747** Very Light Blue Violet
- N **DMC 747** Very Light Sky Blue
- S **DMC 738** Very Light Tan
- K **DMC 739** Ultra Very Light Tan
- E **DMC 701** Light Green
- C **DMC 703** Chartreuse
- P **DMC 437** Light Tan
- U **DMC 3371** Black Brown

Preppy sailboat

Needlepoint pattern

Columns 75 to 140, rows 75 to 140. Gray squares: charted already, do not stitch again

This page is the dark part of the chart



Key

- ● **DMC 964** Light Seagreen
- ■ **DMC BLANC** White
- ▲ **DMC 604** Light Cranberry
- ◆ **DMC 602** Medium Cranberry
- ▼ **DMC 797** Royal Blue
- ★ **DMC 823** Dark Navy Blue
- ❖ **DMC 3844** Dark Bright Turquoise
- X **DMC 726** Light Topaz
- H **DMC 995** Dark Electric Blue
- \+ **DMC 727** Very Light Topaz
- = **DMC 435** Very Light Brown
- Z **DMC 600** Very Dark Cranberry
- A **DMC 801** Dark Coffee Brown
- T **DMC 783** Medium Topaz
- N **DMC 747** Very Light Sky Blue