Sand dollars on navy stripes

Needlepoint pattern | 140 x 140 stitches | 14 x 14 in (35.6 x 35.6 cm) on 10 mesh | 14 colors



How to stitch it



1. Each square is one tent stitch, up at 1, down at 2. Lines in continental, right to left, the canvas upside down for the next row; wide areas in basketweave.
2. Cut 18 in of thread. Start and end it without a knot left behind.
3. Mark the middle of the canvas. It is the outlined square on page 2, column 70, row 70 (DMC 712): start there. Count threads, not holes.
4. Go on from it: picture first, background last. Gray squares are on two pages: stitch them once.
5. Last, two more rows all round in DMC B5200: the seam hides them.

First time? How to needlepoint: flossfield.com/needlepoint/guides/how-to-start/
How to read a chart: flossfield.com/needlepoint/guides/how-to-read-a-chart/

What you need

Canvas: blank mono canvas, 10 mesh (10 threads to the inch), cut 18.5 in square (47 cm).

Needle: blunt tapestry, size 18. Also masking tape for the cut edges, and small scissors.

Thread: pearl cotton size 3, 14 colors, about 40 skeins in all (an estimate). Stitch with 2 lengths together.

Make it a pillow: backing fabric, an insert the size of the stitching or an inch larger, and cord or piping for the edge. How to finish a pillow.

Thread list, DMC

			stitches	skeins
●	**B5200**	Snow White	4,945	10
□	**823**	Dark Navy Blue	4,001	7
▲	**351**	Coral	2,598	4
◆	**322**	Dark Baby Blue	2,222	4
▼	**712**	Cream	2,085	4
★	**939**	Very Dark Navy Blue	997	2
❖	**ECRU**	Ecru	667	2
X	**931**	Medium Antique Blue	619	1
H	**3752**	Very Light Antique Blue	408	1
+	**349**	Dark Coral	311	1
=	**352**	Light Coral	307	1
Z	**738**	Very Light Tan	234	1
A	**437**	Light Tan	178	1
V	**498**	Dark Red	28	1

Skeins are estimates, with the two extra rows: the thread a stitch takes on the front and back of 10 mesh canvas, plus 30 percent, rounded up for each color.

Thread colors are approximate screen matches to DMC numbers. Check against real thread before you buy.

For your own stitching, gifts and handmade pieces you sell. Do not resell or share this PDF or copies of it.

Sand dollars on navy stripes Needlepoint pattern

Columns 1 to 74, rows 1 to 74. Start at the red outline

This page is the dark part of the chart



Key

- ● **DMC B5200** Snow White
- ■ **DMC 823** Dark Navy Blue
- ▲ **DMC 351** Coral
- ◆ **DMC 322** Dark Baby Blue
- ▼ **DMC 712** Cream
- ★ **DMC 939** Very Dark Navy Blue
- ❖ **DMC ECRU** Ecru
- X **DMC 931** Medium Antique Blue
- H **DMC 3752** Very Light Antique Blue
- \+ **DMC 349** Dark Coral
- = **DMC 352** Light Coral
- Z **DMC 738** Very Light Tan
- A **DMC 437** Light Tan

Sand dollars on navy stripes Needlepoint pattern

Columns 75 to 140, rows 1 to 74. Gray squares: charted already, do not stitch again

This page is the dark part of the chart



Key

- ● **DMC B5200** Snow White
- ■ **DMC 823** Dark Navy Blue
- ▲ **DMC 351** Coral
- ◆ **DMC 322** Dark Baby Blue
- ▼ **DMC 712** Cream
- ★ **DMC 939** Very Dark Navy Blue
- ❖ **DMC ECRU** Ecru
- X **DMC 931** Medium Antique Blue
- H **DMC 3752** Very Light Antique Blue
- \+ **DMC 349** Dark Coral
- = **DMC 352** Light Coral
- Z **DMC 738** Very Light Tan

Sand dollars on navy stripes Needlepoint pattern

Columns 1 to 74, rows 75 to 140. Gray squares: charted already, do not stitch again

This page is the dark part of the chart

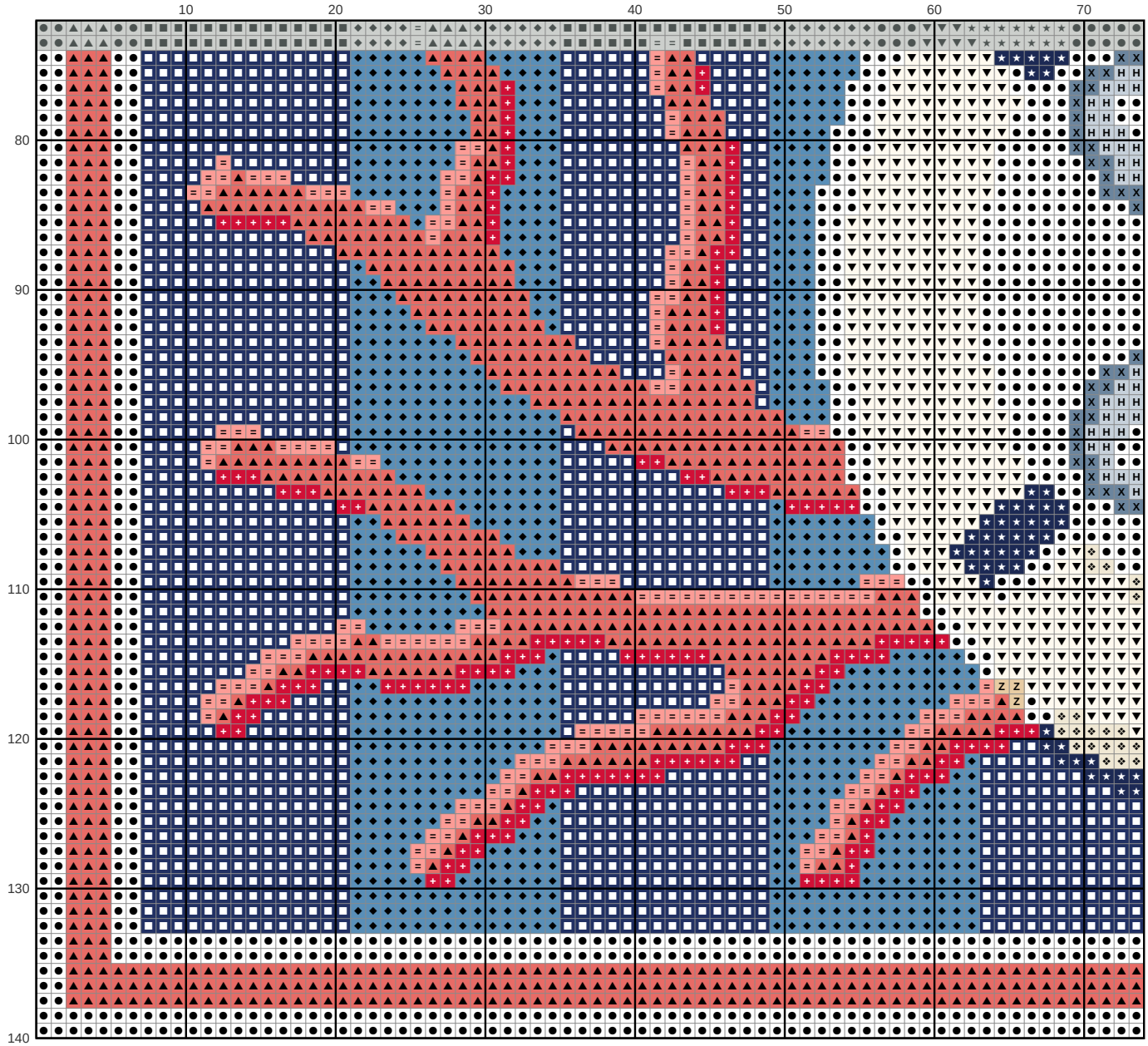

Key

- ● **DMC B5200** Snow White
- ▼ **DMC 712** Cream
- H **DMC 3752** Very Light Antique Blue
- □ **DMC 823** Dark Navy Blue
- ★ **DMC 939** Very Dark Navy Blue
- \+ **DMC 349** Dark Coral
- ▲ **DMC 351** Coral
- ❖ **DMC ECRU** Ecru
- = **DMC 352** Light Coral
- ◆ **DMC 322** Dark Baby Blue
- X **DMC 931** Medium Antique Blue
- Z **DMC 738** Very Light Tan

Sand dollars on navy stripes Needlepoint pattern

Columns 75 to 140, rows 75 to 140. Gray squares: charted already, do not stitch again

This page is the dark part of the chart



Key

- ● **DMC B5200** Snow White
- ■ **DMC 823** Dark Navy Blue
- ▲ **DMC 351** Coral
- ◆ **DMC 322** Dark Baby Blue
- ▼ **DMC 712** Cream
- ★ **DMC 939** Very Dark Navy Blue
- ❖ **DMC ECRU** Ecru
- X **DMC 931** Medium Antique Blue
- H **DMC 3752** Very Light Antique Blue
- \+ **DMC 349** Dark Coral
- = **DMC 352** Light Coral
- Z **DMC 738** Very Light Tan
- A **DMC 437** Light Tan
- V **DMC 498** Dark Red