Living the good life, hammock and lemons

Needlepoint pattern | 160 x 120 stitches | 16 x 12 in (40.6 x 30.5 cm) on 10 mesh | 24 colors



How to stitch it



1. Each square is one tent stitch, up at 1, down at 2. Lines in continental, right to left, the canvas upside down for the next row; wide areas in basketweave.
2. Cut 18 in of thread. Start and end it without a knot left behind.
3. Mark the middle of the canvas. It is the outlined square on page 2, column 80, row 60 (DMC 336): start there. Count threads, not holes.
4. Go on from it: picture first, background last. Gray squares are on two pages: stitch them once.
5. Last, two more rows all round in DMC 336: the seam hides them.

First time? How to needlepoint: flossfield.com/needlepoint/guides/how-to-start/
How to read a chart: flossfield.com/needlepoint/guides/how-to-read-a-chart/

What you need

Canvas: blank mono canvas, 10 mesh (10 threads to the inch), cut 20.5 in wide x 16.5 in high (52.1 x 41.9 cm).

Needle: blunt tapestry, size 18. Also masking tape for the cut edges, and small scissors.

Thread: pearl cotton size 3, 24 colors, about 46 skeins in all (an estimate). Stitch with 2 lengths together.

Make it a pillow: backing fabric, an insert the size of the stitching or an inch larger, and cord or piping for the edge. How to finish a pillow.

Thread list, DMC

			stitches	skeins
●	BLANC	White	5,553	9
■	336	Navy Blue	2,653	6
▲	3325	Light Baby Blue	2,149	4
◆	747	Very Light Sky Blue	1,463	3
▼	334	Medium Baby Blue	1,056	2
★	598	Light Turquoise	912	2
❖	699	Green	900	2
X	702	Kelly Green	700	2
H	597	Turquoise	566	1
+	890	Ultra Dark Pistachio Green	550	1
=	600	Very Dark Cranberry	442	1
Z	922	Light Copper	389	1
A	704	Bright Chartreuse	315	1
V	726	Light Topaz	308	1
T	919	Red Copper	205	1
N	738	Very Light Tan	204	1
S	433	Medium Brown	146	1
K	898	Very Dark Coffee Brown	143	1
E	436	Tan	134	1
C	782	Dark Topaz	105	1
P	3854	Medium Autumn Gold	101	1
U	603	Cranberry	79	1
L	3078	Very Light Golden Yellow	66	1
2	725	Medium Light Topaz	61	1

Skeins are estimates, with the two extra rows: the thread a stitch takes on the front and back of 10 mesh canvas, plus 30 percent, rounded up for each color.

Thread colors are approximate screen matches to DMC numbers. Check against real thread before you buy.

For your own stitching, gifts and handmade pieces you sell. Do not resell or share this PDF or copies of it.

Living the good life, hammock and lemons

Needlepoint pattern

Columns 1 to 84, rows 1 to 64. Start at the red outline

This page is the dark part of the chart



Key

- ● DMC BLANC White
- ■ DMC 336 Navy Blue
- ▲ DMC 3325
- ◆ DMC 747
- ▼ DMC 334
- ★ DMC 598
- ❖ DMC 699 Green
- X DMC 702 Kelly Green
- H DMC 597 Turquoise
- \+ DMC 890
- = DMC 600
- Z DMC 922
- A DMC 704
- V DMC 726 Light Topaz
- T DMC 919 Red Copper
- N DMC 738
- S DMC 433
- K DMC 898
- E DMC 436 Tan
- C DMC 782 Dark Topaz
- P DMC 3854
- U DMC 603 Cranberry
- L DMC 3078
- 2 DMC 725

Living the good life, hammock and lemons Needlepoint pattern

Columns 85 to 160, rows 1 to 64. Gray squares: charted already, do not stitch again

This page is the dark part of the chart



Key

- ● **DMC BLANC** White
- ■ **DMC 336** Navy Blue
- ▲ **DMC 3325** Light Baby Blue
- ◆ **DMC 747** Very Light Sky Blue
- ▼ **DMC 334** Medium Baby Blue
- ★ **DMC 598** Light Turquoise
- ❖ **DMC 699** Green
- X **DMC 702** Kelly Green
- H **DMC 597** Turquoise
- \+ **DMC 890** Ultra Dark Pistachio Green
- = **DMC 600** Very Dark Cranberry
- Z **DMC 922** Light Copper
- A **DMC 704** Bright Chartreuse
- V **DMC 726** Light Topaz
- T **DMC 919** Red Copper
- N **DMC 738** Very Light Tan
- S **DMC 433** Medium Brown
- K **DMC 898** Very Dark Coffee Brown
- E **DMC 436** Tan
- C **DMC 782** Dark Topaz
- P **DMC 3854** Medium Autumn Gold
- L **DMC 3078** Very Light Golden Yellow
- 2 **DMC 725** Medium Light Topaz

Living the good life, hammock and lemons Needlepoint pattern

Columns 1 to 84, rows 65 to 120. Gray squares: charted already, do not stitch again

This page is the dark part of the chart

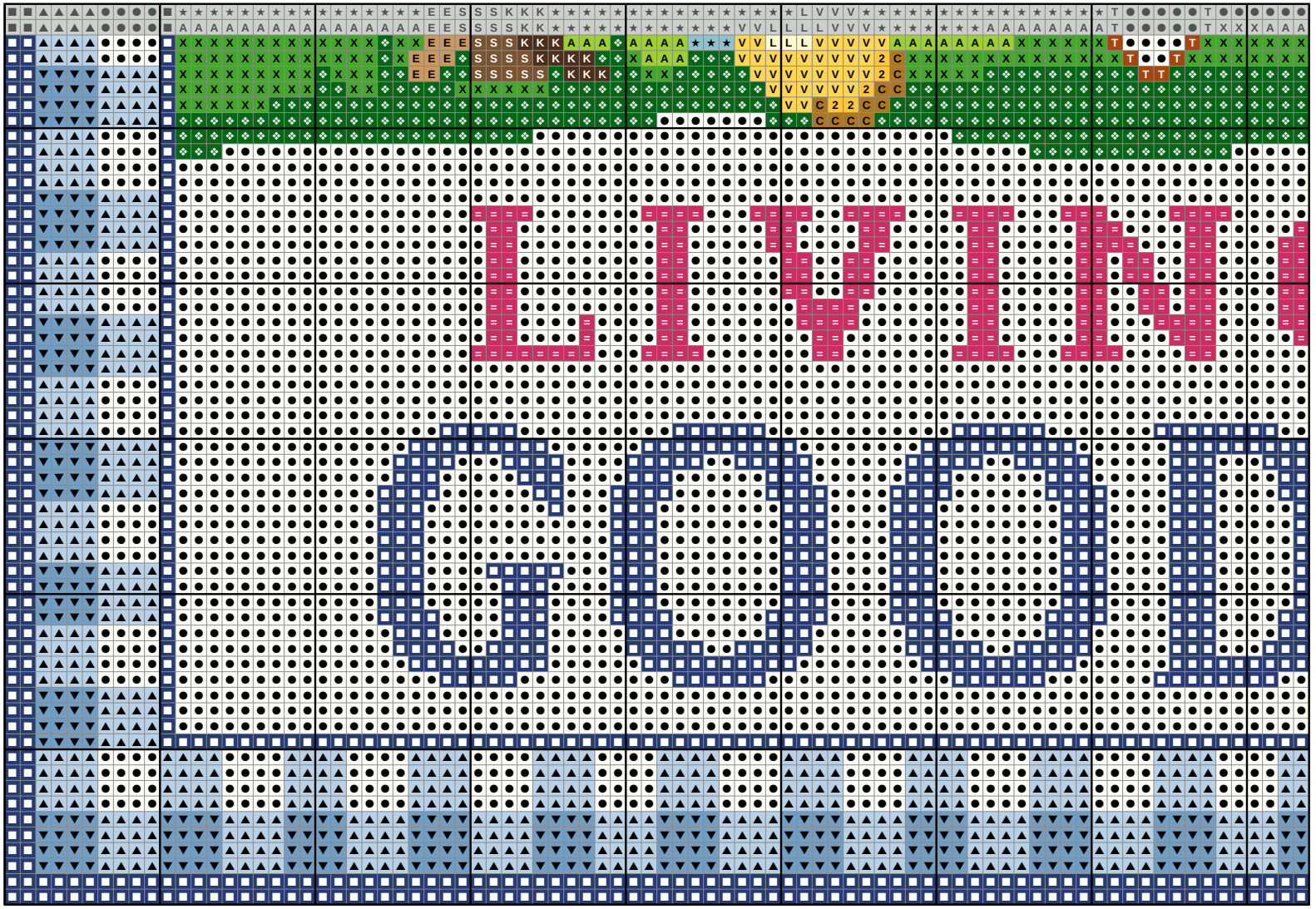

Key

- ● **DMC BLANC** White
- ■ **DMC 336** Navy Blue
- ▲ **DMC 3325** Light Baby Blue
- ▼ **DMC 334** Medium Baby Blue
- ★ **DMC 598** Light Turquoise
- ❖ **DMC 699** Green
- X **DMC 702** Kelly Green
- = **DMC 600** Very Dark Cranberry
- A **DMC 704** Bright Chartreuse
- V **DMC 726** Light Topaz
- T **DMC 919** Red Copper
- S **DMC 433** Medium Brown
- K **DMC 898** Very Dark Coffee Brown
- E **DMC 436** Tan
- C **DMC 782** Dark Topaz
- L **DMC 3078** Very Light Golden Yellow
- 2 **DMC 725** Medium Light Topaz

Living the good life, hammock and lemons Needlepoint pattern

Columns 85 to 160, rows 65 to 120. Gray squares: charted already, do not stitch again

This page is the dark part of the chart

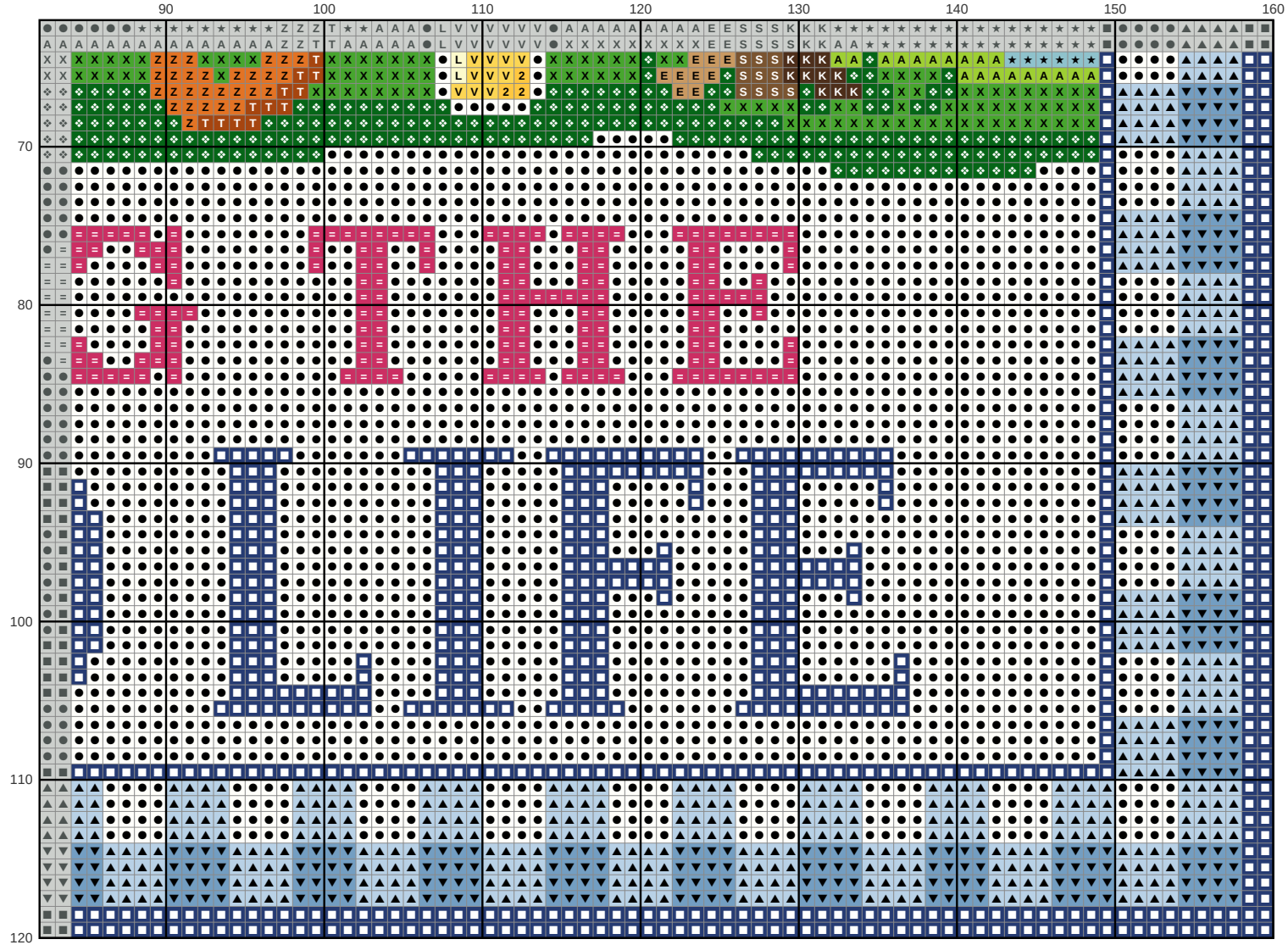

Key

- ● **DMC BLANC** White
- ■ **DMC 336** Navy Blue
- ▲ **DMC 3325** Light Baby Blue
- ▼ **DMC 334** Medium Baby Blue
- ★ **DMC 598** Light Turquoise
- ❖ **DMC 699** Green
- X **DMC 702** Kelly Green
- = **DMC 600** Very Dark Cranberry
- Z **DMC 922** Light Copper
- A **DMC 704** Bright Chartreuse
- V **DMC 726** Light Topaz
- T **DMC 919** Red Copper
- S **DMC 433** Medium Brown
- K **DMC 898** Very Dark Coffee Brown
- E **DMC 436** Tan
- L **DMC 3078** Very Light Golden Yellow
- 2 **DMC 725** Medium Light Topaz