Scissor case with a sewing basket cat

Needlepoint pattern | 67 x 110 stitches | 3.7 x 6.1 in (9.5 x 15.5 cm) on 18 mesh | 15 colors



How to read the chart



1. Each square is one tent stitch, up at 1, down at 2: basketweave for the background, continental for lines.
2. Bind the edges. Cut 18 in of thread; start and end it without a knot left behind.
3. Mark the middle of the canvas. It is the outlined square on page 2 (DMC BLANC): start there. Count threads, not holes.
4. Picture first, then border, background last. Gray squares are on two pages: stitch them once.
5. A heavier line stands every ten squares: count by them.
6. When it is done, block it square.

flossfield.com/needlepoint/guides/how-to-read-a-chart/

You will need

Canvas: blank mono canvas, 18 mesh (18 threads to the inch), cut 7.7 x 10.1 in (19.6 x 25.7 cm).

Needle: tapestry, size 22. Also masking tape for the cut edges, and small scissors.

Thread: six-strand floss, 4 strands in the needle (5 or 6 if canvas shows), about 17 skeins in all (an estimate).

Make it a scissors case: a soft lining, sewing thread and clips. Try the closed scissors on paper cut to its size. Stitch two extra rows all round, carrying the colors of the edge on: the edge is turned under at them. With those rows, each stitch in the color it lies beside, it takes 3 skeins of DMC 598, not 2. How to make a scissors case.

Thread list, DMC

			stitches	skeins
●	598	Light Turquoise	2,134	2
□	310	Black	1,348	2
▲	BLANC	White	601	1
◆	801	Dark Coffee Brown	601	1
▼	760	Salmon	425	1
★	726	Light Topaz	411	1
❖	437	Light Tan	354	1
X	435	Very Light Brown	335	1
O	321	Red	297	1
+	415	Pearl Gray	104	1
=	470	Light Avocado Green	103	1
Z	3811	Very Light Turquoise	95	1
A	815	Medium Garnet	87	1
V	3712	Medium Salmon	72	1
T	738	Very Light Tan	27	1

Skeins are estimates: the thread a stitch takes on the front and back of 18 mesh canvas, plus 30 percent, rounded up for each color.

Thread colors are approximate screen matches to DMC numbers. Check against real thread before you buy.

For your own stitching, gifts and handmade pieces you sell. Do not resell or share this PDF or copies of it.

Scissor case with a sewing basket cat

Needlepoint pattern

Chart 1 of 2: columns 1 to 67, rows 1 to 55. Start at the red outline

This page is the dark part of the chart



Key

- **DMC 598** Light Turquoise
- **DMC 310** Black
- **DMC BLANC** White
- **DMC 801** Dark Coffee Brown
- **DMC 760** Salmon
- **DMC 726** Light Topaz
- **DMC 437** Light Tan
- **DMC 435** Very Light Brown
- **DMC 321** Red
- **DMC 415** Pearl Gray
- **DMC 470** Light Avocado Green
- **DMC 3811** Very Light Turquoise
- **DMC 815** Medium Garnet
- **DMC 3712** Medium Salmon

Scissor case with a sewing basket cat

Needlepoint pattern

This page is the dark part of the chart

Chart 2 of 2: columns 1 to 67, rows 56 to 110. Gray squares repeat rows 54 and 55: do not stitch them twice



Key

- DMC 598 — Light Turquoise
- DMC 310 — Black
- DMC BLANC — White
- DMC 801 — Dark Coffee Brown
- DMC 760 — Salmon
- DMC 726 — Light Topaz
- DMC 437 — Light Tan
- DMC 435 — Very Light Brown
- DMC 321 — Red
- DMC 415 — Pearl Gray
- DMC 470 — Light Avocado Green
- DMC 815 — Medium Garnet
- DMC 3712 — Medium Salmon
- DMC 738 — Very Light Tan