Preppy scuba diver Christmas stocking

Needlepoint pattern | 143 x 234 stitches | 11 x 18 in (27.9 x 45.7 cm) on 13 mesh | 23 colors



How to stitch it



1. Each square is one tent stitch, up at 1, down at 2. Lines in continental, right to left, the canvas upside down for the next row; wide areas in basketweave.
2. Cut 18 in of thread. Start and end it without a knot left behind.
3. Mark the crossing 2 in from the top and right edges of the canvas. It is the outlined square, top right of page 2, column 143, row 1 (DMC BLANC): start there. Count threads, not holes.
4. The name first, where you put one on it, then downward, background as you go. Gray squares are on two pages: stitch them once. Empty squares stay bare.
5. Last, two more rows all round, each stitch in the color it lies beside: the seam hides them. Ask your finisher first.

The dashed box on the cuff is the place for a name, and the two red marks are its middle: type one on the pattern's page to have it charted.

First time? How to needlepoint: flossfield.com/needlepoint/guides/how-to-start/
How to read a chart: flossfield.com/needlepoint/guides/how-to-read-a-chart/

What you need

Canvas: blank mono canvas, 13 mesh (13 threads to the inch), cut 15.5 in wide x 22.5 in high (39.4 x 57.2 cm).

Needle: blunt tapestry, size 20. Also masking tape for the cut edges, and small scissors.

Thread: six-strand floss, 23 colors, about 48 skeins in all (an estimate). Stitch with 7 strands (8 if canvas shows).

Make it a stocking: a finisher, who backs and lines it (ask months before Christmas), or backing, lining, cord and a loop to sew it up yourself. How to finish a stocking.

Thread list, DMC

			stitches	skeins
●	**BLANC**	White	3,200	6
■	**336**	Navy Blue	2,833	5
▲	**351**	Coral	1,980	3
◆	**3846**	Light Bright Turquoise	1,765	3
▼	**995**	Dark Electric Blue	1,633	3
★	**3842**	Very Dark Wedgwood	1,557	3
❖	**747**	Very Light Sky Blue	1,459	3
X	**739**	Ultra Very Light Tan	1,456	3
H	**3845**	Medium Bright Turquoise	1,328	3
+	**3844**	Dark Bright Turquoise	944	2
=	**725**	Medium Light Topaz	797	2
Z	**939**	Very Dark Navy Blue	675	1
A	**349**	Dark Coral	592	1
V	**322**	Dark Baby Blue	580	1
T	**797**	Royal Blue	569	1
N	**738**	Very Light Tan	488	1
S	**727**	Very Light Topaz	283	1
K	**352**	Light Coral	224	1
E	**783**	Medium Topaz	181	1
C	**816**	Garnet	139	1
P	**435**	Very Light Brown	118	1
U	**433**	Medium Brown	95	1
L	**434**	Light Brown	24	1

Skeins are estimates, with the two extra rows: the thread a stitch takes on the front and back of 13 mesh canvas, plus 30 percent, rounded up for each color.

Thread colors are approximate screen matches to DMC numbers. Check against real thread before you buy.

For your own stitching, gifts and handmade pieces you sell. Do not resell or share this PDF or copies of it.

Preppy scuba diver Christmas stocking

Needlepoint pattern

Columns 62 to 143, rows 1 to 71. Start at the red outline

This page is the dark part of the chart



Key

- DMC BLANC White
- DMC 351 Coral
- DMC 3846 Light Bright Turquoise
- DMC 747 Very Light Sky Blue
- A DMC 349 Dark Coral
- K DMC 352 Light Coral
- C DMC 816 Garnet

Preppy scuba diver Christmas stocking

Needlepoint pattern

Columns 61 to 143, rows 72 to 140. Gray squares: charted already, do not stitch again

This page is the dark part of the chart



Key

- **DMC BLANC** — White
- **DMC 336** — Navy Blue
- **DMC 351** — Coral
- **DMC 3846** — Light Bright Turquoise
- **DMC 747** — Very Light Sky Blue
- **H** — **DMC 3845** — Medium Bright Turquoise
- **+** — **DMC 3844** — Dark Bright Turquoise
- **=** — **DMC 725** — Medium Light Topaz
- **Z** — **DMC 939** — Very Dark Navy Blue
- **A** — **DMC 349** — Dark Coral
- **V** — **DMC 322** — Dark Baby Blue
- **T** — **DMC 797** — Royal Blue
- **S** — **DMC 727** — Very Light Topaz
- **K** — **DMC 352** — Light Coral
- **E** — **DMC 783** — Medium Topaz
- **C** — **DMC 816** — Garnet

Preppy scuba diver Christmas stocking

Needlepoint pattern

Columns 1 to 72, rows 141 to 234. Gray squares: charted already, do not stitch again

This page is the dark part of the chart

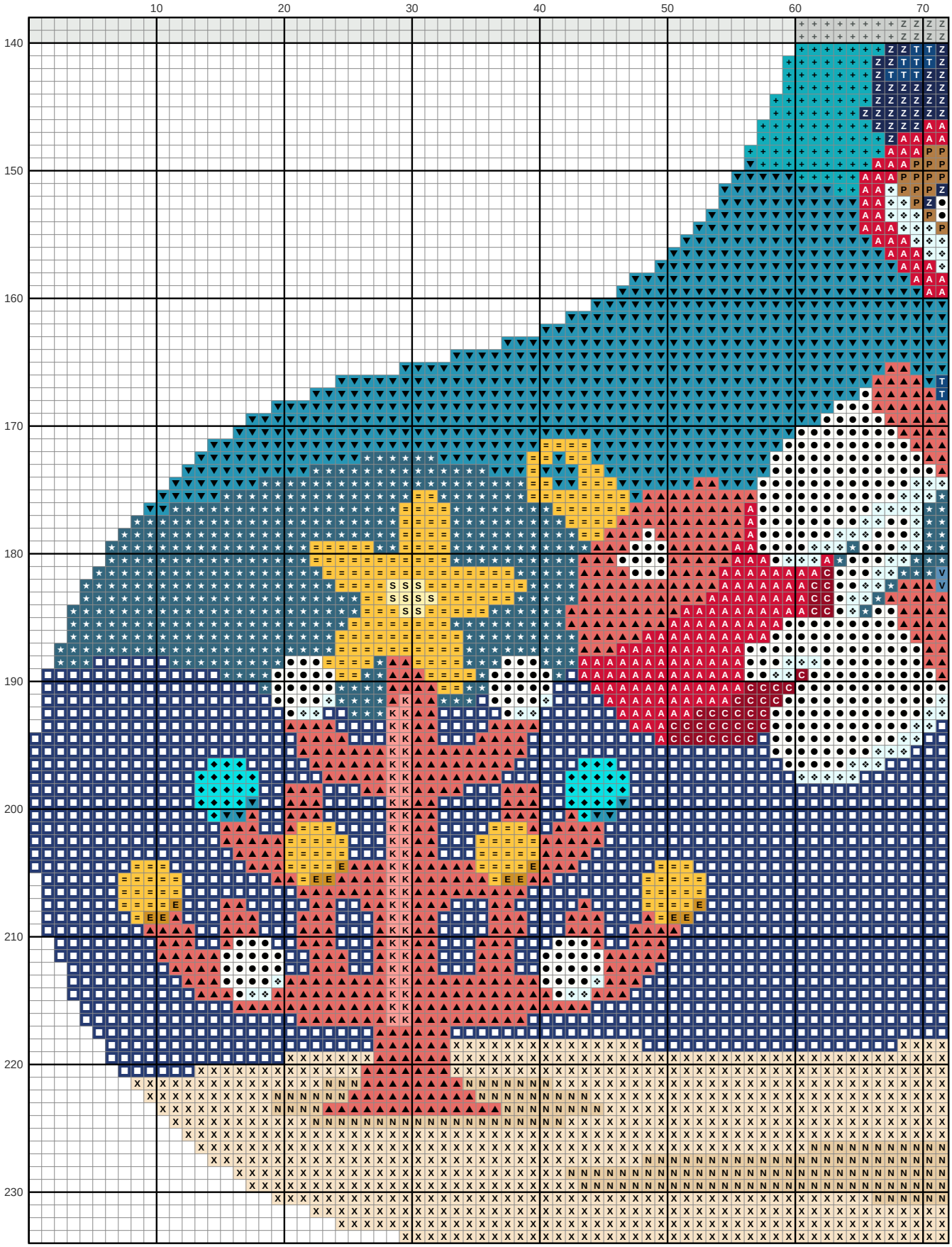

Preppy scuba diver Christmas stocking

Needlepoint pattern

Columns 73 to 143, rows 141 to 234. Gray squares: charted already, do not stitch again

This page is the dark part of the chart

