Preppy sea turtle

Needlepoint pattern | 90 x 90 stitches | 5 x 5 in (12.7 x 12.7 cm) on 18 mesh | 18 colors



How to stitch it



1. Each square is one tent stitch, up at 1, down at 2. Lines in continental, right to left, the canvas upside down for the next row; wide areas in basketweave.
2. Cut 18 in of thread. Start and end it without a knot left behind.
3. Mark the middle of the canvas. It is the outlined square on page 2, column 45, row 45 (DMC 604): start there. Count threads, not holes.
4. Go on from it: picture first, background last. Gray squares are on two pages: stitch them once.
5. Last, two more rows all round in DMC 700: the opening's edge hides them.

First time? How to needlepoint: flossfield.com/needlepoint/guides/how-to-start/
How to read a chart: flossfield.com/needlepoint/guides/how-to-read-a-chart/

What you need

Canvas: blank mono canvas, 18 mesh (18 threads to the inch), cut 9.5 in square (24.1 cm).

Needle: blunt tapestry, size 22. Also masking tape for the cut edges, and small scissors.

Thread: six-strand floss, 18 colors, about 21 skeins in all (an estimate). Stitch with 4 strands (5 or 6 if canvas shows).

Fit it into a lid: the box or tray, acid-free board and backing. Measure the opening first.
How to fit it into a lid.

Thread list, DMC

			stitches	skeins
●	**700**	Bright Green	2,136	3
■	**3761**	Light Sky Blue	1,487	2
▲	**747**	Very Light Sky Blue	1,267	1
◆	**702**	Kelly Green	408	1
▼	**BLANC**	White	407	1
★	**745**	Light Pale Yellow	389	1
❖	**963**	Ultra Very Light Dusty Rose	371	1
X	**741**	Medium Tangerine	291	1
H	**890**	Ultra Dark Pistachio Green	264	1
+	**604**	Light Cranberry	222	1
=	**602**	Medium Cranberry	189	1
Z	**907**	Light Parrot Green	181	1
A	**150**	Ultra Very Dark Dusty Rose	179	1
V	**946**	Medium Burnt Orange	97	1
T	**703**	Chartreuse	94	1
N	**743**	Medium Yellow	68	1
S	**518**	Light Wedgwood	32	1
K	**310**	Black	18	1

Skeins are estimates, with the two extra rows: the thread a stitch takes on the front and back of 18 mesh canvas, plus 30 percent, rounded up for each color.

Thread colors are approximate screen matches to DMC numbers. Check against real thread before you buy.

For your own stitching, gifts and handmade pieces you sell. Do not resell or share this PDF or copies of it.

Preppy sea turtle

Needlepoint pattern

Columns 1 to 49, rows 1 to 90. Start at the red outline

This page is the dark part of the chart



Key

- DMC 700 Bright Green
- DMC 3761 Light Sky Blue
- DMC 747 Very Light Sky Blue
- DMC 702 Kelly Green
- DMC BLANC White
- DMC 745 Light Pale Yellow
- DMC 963 Ultra Very Light Dusty Rose
- DMC 741 Medium Tangerine
- DMC 890 Ultra Dark Pistachio Green
- DMC 604 Light Cranberry
- DMC 602 Medium Cranberry
- DMC 907 Light Parrot Green
- DMC 150 Ultra Very Dark Dusty Rose
- DMC 946 Medium Burnt Orange
- DMC 743 Medium Yellow

Preppy sea turtle

Needlepoint pattern

Columns 50 to 90, rows 1 to 90. Gray squares: charted already, do not stitch again

This page is the dark part of the chart



Key

- **DMC 700** Bright Green
- **DMC 3761** Light Sky Blue
- **DMC 747** Very Light Sky Blue
- **DMC 702** Kelly Green
- **DMC BLANC** White
- **DMC 745** Light Pale Yellow
- **DMC 963** Ultra Very Light Dusty Rose
- **DMC 741** Medium Tangerine
- **DMC 890** Ultra Dark Pistachio Green
- **DMC 604** Light Cranberry
- **DMC 602** Medium Cranberry
- **DMC 907** Light Parrot Green
- **DMC 150** Ultra Very Dark Dusty Rose
- **DMC 946** Medium Burnt Orange
- **DMC 703** Chartreuse
- **DMC 743** Medium Yellow
- **DMC 518** Light Wedgwood
- **DMC 310** Black