Preppy seagull

Needlepoint pattern | 90 x 90 stitches | 5 x 5 in (12.7 x 12.7 cm) on 18 mesh | 18 colors



How to stitch it



1. Each square is one tent stitch, up at 1, down at 2. Lines in continental, right to left, the canvas upside down for the next row; wide areas in basketweave.
2. Cut 18 in of thread. Start and end it without a knot left behind.
3. Mark the middle of the canvas. It is the outlined square on page 2, column 45, row 45 (DMC BLANC): start there. Count threads, not holes.
4. Go on from it: picture first, background last. Gray squares are on two pages: stitch them once.
5. Last, two more rows all round, each stitch in the color it lies beside: the opening's edge hides them.

First time? How to needlepoint: flossfield.com/needlepoint/guides/how-to-start/
How to read a chart: flossfield.com/needlepoint/guides/how-to-read-a-chart/

What you need

Canvas: blank mono canvas, 18 mesh (18 threads to the inch), cut 9.5 in square (24.1 cm).

Needle: blunt tapestry, size 22. Also masking tape for the cut edges, and small scissors.

Thread: six-strand floss, 18 colors, about 20 skeins in all (an estimate). Stitch with 4 strands (5 or 6 if canvas shows).

Fit it into a lid: the box or tray, acid-free board and backing. Measure the opening first.
How to fit it into a lid.

Thread list, DMC

			stitches	skeins				stitches	skeins
●	**3766**	Light Peacock Blue	1,513	2	+	**783**	Medium Topaz	254	1
■	**BLANC**	White	1,482	2	=	**3841**	Pale Baby Blue	225	1
▲	**3811**	Very Light Turquoise	1,201	1	Z	**604**	Light Cranberry	150	1
◆	**823**	Dark Navy Blue	651	1	A	**433**	Medium Brown	138	1
▼	**799**	Medium Delft Blue	540	1	V	**700**	Bright Green	89	1
★	**351**	Coral	515	1	T	**703**	Chartreuse	71	1
❖	**726**	Light Topaz	457	1	N	**602**	Medium Cranberry	69	1
X	**931**	Medium Antique Blue	349	1	S	**437**	Light Tan	56	1
H	**932**	Light Antique Blue	313	1	K	**818**	Baby Pink	27	1

Skeins are estimates, with the two extra rows: the thread a stitch takes on the front and back of 18 mesh canvas, plus 30 percent, rounded up for each color.

Thread colors are approximate screen matches to DMC numbers. Check against real thread before you buy.

For your own stitching, gifts and handmade pieces you sell. Do not resell or share this PDF or copies of it.

Preppy seagull

Needlepoint pattern

Columns 1 to 49, rows 1 to 90. Start at the red outline

This page is the dark part of the chart



Key

- DMC 3766 — Light Peacock Blue
- DMC BLANC — White
- DMC 3811 — Very Light Turquoise
- DMC 823 — Dark Navy Blue
- DMC 799 — Medium Delft Blue
- DMC 351 — Coral
- DMC 726 — Light Topaz
- DMC 931 — Medium Antique Blue
- DMC 932 — Light Antique Blue
- DMC 783 — Medium Topaz
- DMC 3841 — Pale Baby Blue
- DMC 604 — Light Cranberry
- DMC 433 — Medium Brown
- DMC 602 — Medium Cranberry
- DMC 437 — Light Tan
- DMC 818 — Baby Pink

Preppy seagull Needlepoint pattern

Columns 50 to 90, rows 1 to 90. Gray squares: charted already, do not stitch again

This page is the dark part of the chart



Key

- ● **DMC 3766** Light Peacock Blue
- ■ **DMC BLANC** White
- ▲ **DMC 3811** Very Light Turquoise
- ◆ **DMC 823** Dark Navy Blue
- ▼ **DMC 799** Medium Delft Blue
- ★ **DMC 351** Coral
- ❖ **DMC 726** Light Topaz
- X **DMC 931** Medium Antique Blue
- H **DMC 932** Light Antique Blue
- \+ **DMC 783** Medium Topaz
- = **DMC 3841** Pale Baby Blue
- A **DMC 433** Medium Brown
- V **DMC 700** Bright Green
- T **DMC 703** Chartreuse
- N **DMC 602** Medium Cranberry