Preppy spooky tree

Needlepoint pattern | 90 x 90 stitches | 5 x 5 in (12.7 x 12.7 cm) on 18 mesh | 18 colors



How to stitch it



1. Each square is one tent stitch, up at 1, down at 2. Lines in continental, right to left, the canvas upside down for the next row; wide areas in basketweave.
2. Cut 18 in of thread. Start and end it without a knot left behind.
3. Mark the middle of the canvas. It is the outlined square on page 2, column 45, row 45 (DMC 550): start there. Count threads, not holes.
4. Go on from it: picture first, background last. Gray squares are on two pages: stitch them once.
5. Last, two more rows all round in DMC 550: the opening's edge hides them.

First time? How to needlepoint: flossfield.com/needlepoint/guides/how-to-start/
How to read a chart: flossfield.com/needlepoint/guides/how-to-read-a-chart/

What you need

Canvas: blank mono canvas, 18 mesh (18 threads to the inch), cut 9.5 in square (24.1 cm).

Needle: blunt tapestry, size 22. Also masking tape for the cut edges, and small scissors.

Thread: six-strand floss, 18 colors, about 20 skeins in all (an estimate). Stitch with 4 strands (5 or 6 if canvas shows).

Fit it into a lid: the box or tray, acid-free board and backing. Measure the opening first.
How to fit it into a lid.

Thread list, DMC

			stitches	skeins
●	**550**	Very Dark Violet	1,579	2
■	**B5200**	Snow White	1,469	2
▲	**3805**	Cyclamen Pink	744	1
◆	**3844**	Dark Bright Turquoise	737	1
▼	**3845**	Medium Bright Turquoise	559	1
★	**33**	Fuchsia	530	1
❖	**3846**	Light Bright Turquoise	393	1
X	**741**	Medium Tangerine	337	1
H	**210**	Medium Lavender	316	1
+	**727**	Very Light Topaz	287	1
=	**327**	Dark Violet	273	1
Z	**702**	Kelly Green	207	1
A	**725**	Medium Light Topaz	202	1
V	**699**	Green	147	1
T	**211**	Light Lavender	106	1
N	**900**	Dark Burnt Orange	91	1
S	**946**	Medium Burnt Orange	89	1
K	**704**	Bright Chartreuse	34	1

Skeins are estimates, with the two extra rows: the thread a stitch takes on the front and back of 18 mesh canvas, plus 30 percent, rounded up for each color.

Thread colors are approximate screen matches to DMC numbers. Check against real thread before you buy.

For your own stitching, gifts and handmade pieces you sell. Do not resell or share this PDF or copies of it.

Preppy spooky tree

Needlepoint pattern

Columns 1 to 49, rows 1 to 90. Start at the red outline

This page is the dark part of the chart



Key

- **DMC 550** Very Dark Violet
- **DMC B5200** Snow White
- **DMC 3805** Cyclamen Pink
- **DMC 3844** Dark Bright Turquoise
- **DMC 3845** Medium Bright Turquoise
- **DMC 33** Fuchsia
- **DMC 3846** Light Bright Turquoise
- **X** **DMC 741** Medium Tangerine
- **H** **DMC 210** Medium Lavender
- **+** **DMC 727** Very Light Topaz
- **=** **DMC 327** Dark Violet
- **Z** **DMC 702** Kelly Green
- **A** **DMC 725** Medium Light Topaz
- **V** **DMC 699** Green
- **T** **DMC 211** Light Lavender
- **N** **DMC 900** Dark Burnt Orange
- **S** **DMC 946** Medium Burnt Orange
- **K** **DMC 704** Bright Chartreuse

Preppy spooky tree

Needlepoint pattern

Columns 50 to 90, rows 1 to 90. Gray squares: charted already, do not stitch again

This page is the dark part of the chart

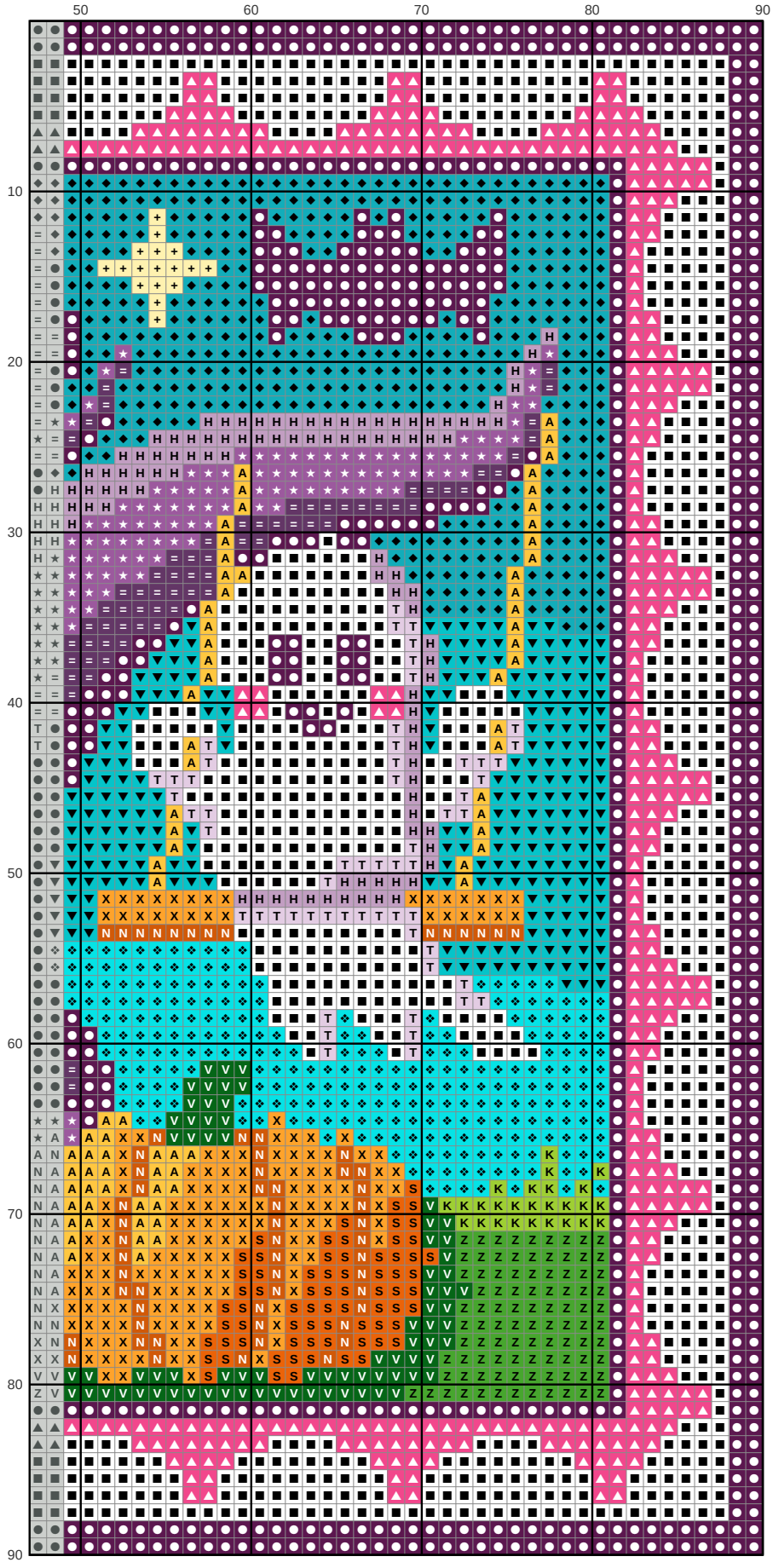

Key

- **DMC 550** Very Dark Violet
- **DMC B5200** Snow White
- **DMC 3805** Cyclamen Pink
- **DMC 3844** Dark Bright Turquoise
- **DMC 3845** Medium Bright Turquoise
- **DMC 33** Fuchsia
- **DMC 3846** Light Bright Turquoise
- **DMC 741** Medium Tangerine
- **DMC 210** Medium Lavender
- **DMC 727** Very Light Topaz
- **DMC 327** Dark Violet
- **DMC 702** Kelly Green
- **DMC 725** Medium Light Topaz
- **DMC 699** Green
- **DMC 211** Light Lavender
- **DMC 900** Dark Burnt Orange
- **DMC 946** Medium Burnt Orange
- **DMC 704** Bright Chartreuse