Sports player frog bean bag, football

Needlepoint pattern | 98 x 109 stitches | 7.5 x 8.4 in (19.1 x 21.3 cm) on 13 mesh | 16 colors



How to stitch it



1. Each square is one tent stitch, up at 1, down at 2. Lines in continental, right to left, the canvas upside down for the next row; wide areas in basketweave.
2. Cut 18 in of thread. Start and end it without a knot left behind.
3. Mark the middle of the canvas. It is the outlined square on page 3, column 49, row 55 (DMC 955): start there. Count threads, not holes.
4. Go on from it: picture first, background last. Gray squares are on two pages: stitch them once. Empty squares stay bare.
5. Last, two more rows all round in DMC 890: the seam hides them.

First time? How to needlepoint: flossfield.com/needlepoint/guides/how-to-start/
How to read a chart: flossfield.com/needlepoint/guides/how-to-read-a-chart/

What you need

Canvas: blank mono canvas, 13 mesh (13 threads to the inch), cut 12 in wide x 13 in high (30.5 x 33 cm).

Needle: blunt tapestry, size 20. Also masking tape for the cut edges, and small scissors.

Thread: six-strand floss, 16 colors, about 23 skeins in all (an estimate). Stitch with 7 strands (8 if canvas shows).

Make it a bean bag: fabric for the underside, and pellets in a small cotton bag.
How to finish a bean bag.

Thread list, DMC

			stitches	skeins
●	BLANC	White	1,630	3
□	890	Ultra Dark Pistachio Green	1,436	4
▲	702	Kelly Green	1,248	2
◆	939	Very Dark Navy Blue	808	2
▼	601	Dark Cranberry	564	1
★	336	Navy Blue	490	1
❖	334	Medium Baby Blue	413	1
X	704	Bright Chartreuse	405	1
H	3752	Very Light Antique Blue	373	1
+	955	Light Nile Green	363	1
=	301	Medium Mahogany	270	1
Z	700	Bright Green	224	1
A	898	Very Dark Coffee Brown	79	1
V	300	Very Dark Mahogany	66	1
T	603	Cranberry	33	1
N	402	Very Light Mahogany	16	1

Skeins are estimates, with the two extra rows: the thread a stitch takes on the front and back of 13 mesh canvas, plus 30 percent, rounded up for each color.

Thread colors are approximate screen matches to DMC numbers. Check against real thread before you buy.

For your own stitching, gifts and handmade pieces you sell. Do not resell or share this PDF or copies of it.

Sports player frog bean bag, football

Needlepoint pattern

Columns 9 to 90, rows 2 to 54

This page is the dark part of the chart



Key

- ● **DMC BLANC** White
- ◆ **DMC 939** Very Dark Navy Blue
- ❖ **DMC 334** Medium Baby Blue
- \+ **DMC 955** Light Nile Green
- ■ **DMC 890** Ultra Dark Pistachio Green
- ▼ **DMC 601** Dark Cranberry
- X **DMC 704** Bright Chartreuse
- Z **DMC 700** Bright Green
- ▲ **DMC 702** Kelly Green
- ★ **DMC 336** Navy Blue
- H **DMC 3752** Very Light Antique Blue
- T **DMC 603** Cranberry

Sports player frog bean bag, football

Needlepoint pattern

Columns 2 to 97, rows 55 to 108. Start at the red outline. Gray squares: charted already, do not stitch again

This page is the dark part of the chart

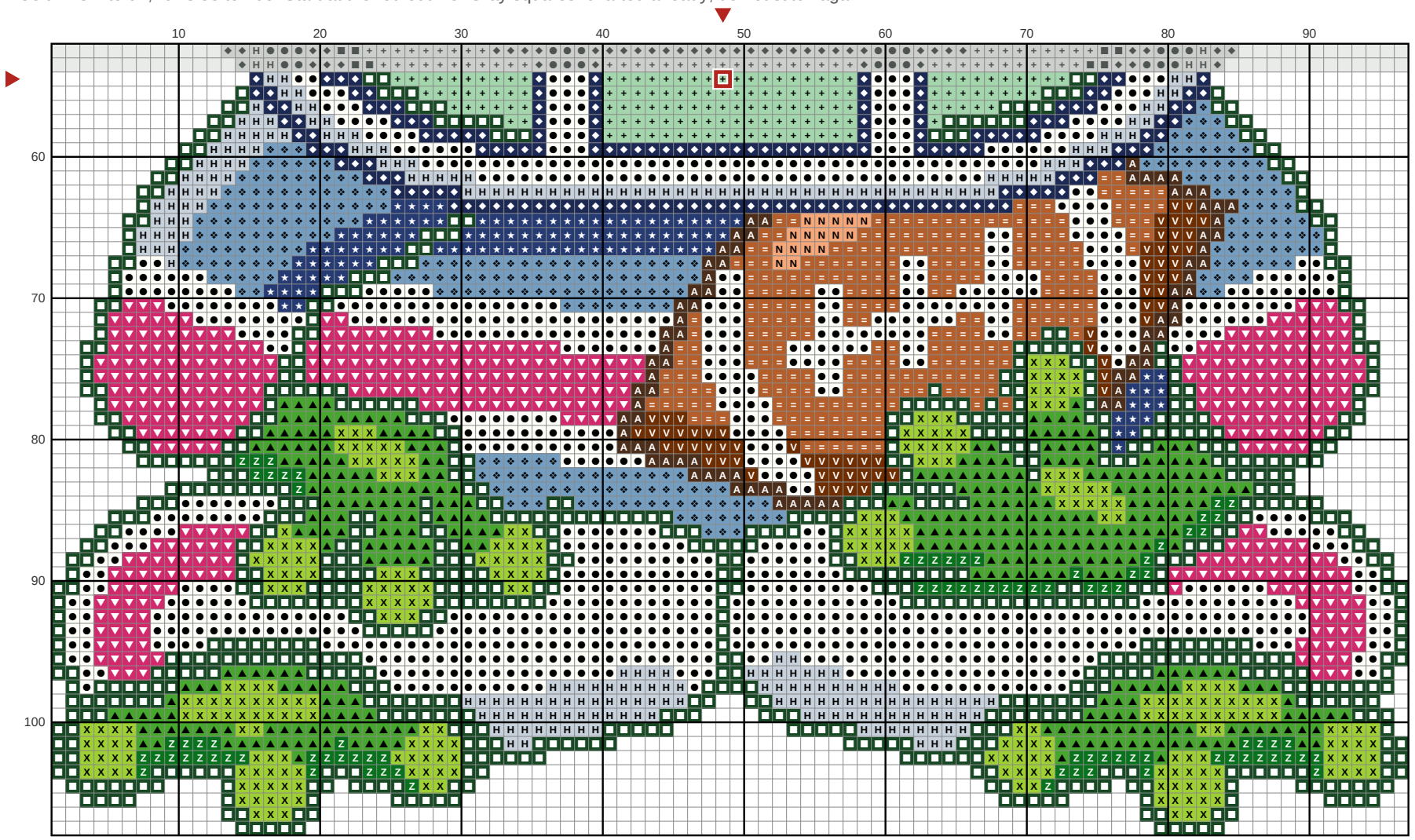

Key

- ● **DMC BLANC** White
- ■ **DMC 890** Ultra Dark Pistachio Green
- ▲ **DMC 702** Kelly Green
- ◆ **DMC 939** Very Dark Navy Blue
- ▼ **DMC 601** Dark Cranberry
- ★ **DMC 336** Navy Blue
- ❖ **DMC 334** Medium Baby Blue
- X **DMC 704** Bright Chartreuse
- H **DMC 3752** Very Light Antique Blue
- \+ **DMC 955** Light Nile Green
- = **DMC 301** Medium Mahogany
- Z **DMC 700** Bright Green
- A **DMC 898** Very Dark Coffee Brown
- V **DMC 300** Very Dark Mahogany
- N **DMC 402** Very Light Mahogany