Preppy stack of books with a bow

Needlepoint pattern | 90 x 90 stitches | 5 x 5 in (12.7 x 12.7 cm) on 18 mesh | 18 colors



How to stitch it



1. Each square is one tent stitch, up at 1, down at 2. Lines in continental, right to left, the canvas upside down for the next row; wide areas in basketweave.
2. Cut 18 in of thread. Start and end it without a knot left behind.
3. Mark the middle of the canvas. It is the outlined square on page 2, column 45, row 45 (DMC 823): start there. Count threads, not holes.
4. Go on from it: picture first, background last. Gray squares are on two pages: stitch them once.
5. Last, two more rows all round, each stitch in the color it lies beside: the opening's edge hides them.

First time? How to needlepoint: flossfield.com/needlepoint/guides/how-to-start/
How to read a chart: flossfield.com/needlepoint/guides/how-to-read-a-chart/

What you need

Canvas: blank mono canvas, 18 mesh (18 threads to the inch), cut 9.5 in square (24.1 cm).

Needle: blunt tapestry, size 22. Also masking tape for the cut edges, and small scissors.

Thread: six-strand floss, 18 colors, about 20 skeins in all (an estimate). Stitch with 4 strands (5 or 6 if canvas shows).

Fit it into a lid: the box or tray, acid-free board and backing. Measure the opening first.
How to fit it into a lid.

Thread list, DMC

			stitches	skeins				stitches	skeins
●	**818**	Baby Pink	1,872	2	+	**817**	Very Dark Coral Red	198	1
■	**BLANC**	White	1,458	2	=	**959**	Medium Seagreen	189	1
▲	**797**	Royal Blue	785	1	Z	**704**	Bright Chartreuse	180	1
◆	**701**	Light Green	672	1	A	**437**	Light Tan	160	1
▼	**823**	Dark Navy Blue	622	1	V	**602**	Medium Cranberry	141	1
★	**351**	Coral	462	1	T	**726**	Light Topaz	128	1
❖	**699**	Green	420	1	N	**782**	Dark Topaz	106	1
X	**799**	Medium Delft Blue	366	1	S	**600**	Very Dark Cranberry	57	1
H	**739**	Ultra Very Light Tan	228	1	K	**727**	Very Light Topaz	56	1

Skeins are estimates, with the two extra rows: the thread a stitch takes on the front and back of 18 mesh canvas, plus 30 percent, rounded up for each color.

Thread colors are approximate screen matches to DMC numbers. Check against real thread before you buy.

For your own stitching, gifts and handmade pieces you sell. Do not resell or share this PDF or copies of it.

Preppy stack of books with a bow

Needlepoint pattern

Columns 1 to 45, rows 1 to 90. Start at the red outline

This page is the dark part of the chart



Key

- DMC 818 Baby Pink
- DMC BLANC White
- DMC 797 Royal Blue
- DMC 701 Light Green
- DMC 823 Dark Navy Blue
- DMC 351 Coral
- DMC 699 Green
- DMC 799 Medium Delft Blue
- DMC 739 Ultra Very Light Tan
- DMC 817 Very Dark Coral Red
- DMC 959 Medium Seagreen
- DMC 704 Bright Chartreuse
- DMC 437 Light Tan
- DMC 602 Medium Cranberry
- DMC 726 Light Topaz
- DMC 782 Dark Topaz
- DMC 600 Very Dark Cranberry
- DMC 727 Very Light Topaz

Preppy stack of books with a bow

Needlepoint pattern

This page is the dark part of the chart

Columns 46 to 90, rows 1 to 90. Gray squares: charted already, do not stitch again



Key

●	DMC 818	Baby Pink
■	DMC BLANC	White
▲	DMC 797	Royal Blue
◆	DMC 701	Light Green
▼	DMC 823	Dark Navy Blue
★	DMC 351	Coral
❖	DMC 699	Green
X	DMC 799	Medium Delft Blue
H	DMC 739	Ultra Very Light Tan
+	DMC 817	Very Dark Coral Red
=	DMC 959	Medium Seagreen
Z	DMC 704	Bright Chartreuse
A	DMC 437	Light Tan
V	DMC 602	Medium Cranberry
T	DMC 726	Light Topaz
N	DMC 782	Dark Topaz
S	DMC 600	Very Dark Cranberry
K	DMC 727	Very Light Topaz