Preppy succulent

Needlepoint pattern | 90 x 90 stitches | 5 x 5 in (12.7 x 12.7 cm) on 18 mesh | 18 colors



How to stitch it



1. Each square is one tent stitch, up at 1, down at 2. Lines in continental, right to left, the canvas upside down for the next row; wide areas in basketweave.
2. Cut 18 in of thread. Start and end it without a knot left behind.
3. Mark the middle of the canvas. It is the outlined square on page 2, column 45, row 45 (DMC 3851): start there. Count threads, not holes.
4. Go on from it: picture first, background last. Gray squares are on two pages: stitch them once.
5. Last, two more rows all round in DMC 797: the opening's edge hides them.

First time? How to needlepoint: flossfield.com/needlepoint/guides/how-to-start/
How to read a chart: flossfield.com/needlepoint/guides/how-to-read-a-chart/

What you need

Canvas: blank mono canvas, 18 mesh (18 threads to the inch), cut 9.5 in square (24.1 cm).

Needle: blunt tapestry, size 22. Also masking tape for the cut edges, and small scissors.

Thread: six-strand floss, 18 colors, about 19 skeins in all (an estimate). Stitch with 4 strands (5 or 6 if canvas shows).

Fit it into a lid: the box or tray, acid-free board and backing. Measure the opening first.
How to fit it into a lid.

Thread list, DMC

			stitches	skeins
●	797	Royal Blue	1,554	2
■	BLANC	White	1,166	1
▲	3078	Very Light Golden Yellow	863	1
◆	727	Very Light Topaz	774	1
▼	602	Medium Cranberry	635	1
★	500	Very Dark Blue Green	476	1
❖	964	Light Seagreen	465	1
X	3851	Light Bright Green	443	1
H	604	Light Cranberry	429	1
+	799	Medium Delft Blue	331	1
=	3847	Dark Teal Green	257	1
Z	3325	Light Baby Blue	200	1
A	351	Coral	129	1
V	601	Dark Cranberry	115	1
T	369	Very Light Pistachio Green	86	1
N	702	Kelly Green	80	1
S	349	Dark Coral	57	1
K	725	Medium Light Topaz	40	1

Skeins are estimates, with the two extra rows: the thread a stitch takes on the front and back of 18 mesh canvas, plus 30 percent, rounded up for each color.

Thread colors are approximate screen matches to DMC numbers. Check against real thread before you buy.

For your own stitching, gifts and handmade pieces you sell. Do not resell or share this PDF or copies of it.

Preppy succulent

Needlepoint pattern

Columns 1 to 49, rows 1 to 90. Start at the red outline

This page is the dark part of the chart



Key

- **DMC 797** Royal Blue
- **DMC BLANC** White
- **DMC 3078** Very Light Golden Yellow
- **DMC 727** Very Light Topaz
- **DMC 602** Medium Cranberry
- **DMC 500** Very Dark Blue Green
- **DMC 964** Light Seagreen
- **DMC 3851** Light Bright Green
- **DMC 604** Light Cranberry
- **DMC 799** Medium Delft Blue
- **DMC 3847** Dark Teal Green
- **DMC 3325** Light Baby Blue
- **DMC 351** Coral
- **DMC 601** Dark Cranberry
- **DMC 369** Very Light Pistachio Green
- **DMC 702** Kelly Green
- **DMC 349** Dark Coral
- **DMC 725** Medium Light Topaz

Preppy succulent Needlepoint pattern

Columns 50 to 90, rows 1 to 90. Gray squares: charted already, do not stitch again

This page is the dark part of the chart



Key

- DMC 797 Royal Blue
- DMC BLANC White
- DMC 3078 Very Light Golden Yellow
- DMC 727 Very Light Topaz
- DMC 602 Medium Cranberry
- DMC 500 Very Dark Blue Green
- DMC 964 Light Seagreen
- DMC 3851 Light Bright Green
- DMC 604 Light Cranberry
- DMC 799 Medium Delft Blue
- DMC 3847 Dark Teal Green
- DMC 3325 Light Baby Blue
- DMC 351 Coral
- DMC 601 Dark Cranberry
- DMC 369 Very Light Pistachio Green
- DMC 702 Kelly Green
- DMC 349 Dark Coral
- DMC 725 Medium Light Topaz