Preppy sunflower

Needlepoint pattern | 90 x 90 stitches | 5 x 5 in (12.7 x 12.7 cm) on 18 mesh | 16 colors



How to stitch it



1. Each square is one tent stitch, up at 1, down at 2. Lines in continental, right to left, the canvas upside down for the next row; wide areas in basketweave.
2. Cut 18 in of thread. Start and end it without a knot left behind.
3. Mark the middle of the canvas. It is the outlined square on page 2, column 45, row 45 (DMC 3371): start there. Count threads, not holes.
4. Go on from it: picture first, background last. Gray squares are on two pages: stitch them once.
5. Last, two more rows all round, each stitch in the color it lies beside: the opening's edge hides them.

First time? How to needlepoint: flossfield.com/needlepoint/guides/how-to-start/
How to read a chart: flossfield.com/needlepoint/guides/how-to-read-a-chart/

What you need

Canvas: blank mono canvas, 18 mesh (18 threads to the inch), cut 9.5 in square (24.1 cm).

Needle: blunt tapestry, size 22. Also masking tape for the cut edges, and small scissors.

Thread: six-strand floss, 16 colors, about 19 skeins in all (an estimate). Stitch with 4 strands (5 or 6 if canvas shows).

Fit it into a lid: the box or tray, acid-free board and backing. Measure the opening first.
How to fit it into a lid.

Thread list, DMC

			stitches	skeins
●	**3844**	Dark Bright Turquoise	1,476	2
■	**BLANC**	White	1,368	2
▲	**3804**	Dark Cyclamen Pink	1,308	2
◆	**307**	Lemon	1,076	1
▼	**725**	Medium Light Topaz	764	1
★	**699**	Green	644	1
❖	**702**	Kelly Green	304	1
X	**741**	Medium Tangerine	264	1
H	**434**	Light Brown	234	1
+	**801**	Dark Coffee Brown	172	1
=	**890**	Ultra Dark Pistachio Green	136	1
Z	**704**	Bright Chartreuse	132	1
A	**780**	Ultra Very Dark Topaz	100	1
V	**3371**	Black Brown	66	1
T	**3761**	Light Sky Blue	30	1
N	**726**	Light Topaz	26	1

Skeins are estimates, with the two extra rows: the thread a stitch takes on the front and back of 18 mesh canvas, plus 30 percent, rounded up for each color.

Thread colors are approximate screen matches to DMC numbers. Check against real thread before you buy.

For your own stitching, gifts and handmade pieces you sell. Do not resell or share this PDF or copies of it.

Preppy sunflower

Needlepoint pattern

Columns 1 to 49, rows 1 to 90. Start at the red outline

This page is the dark part of the chart



Key

- **DMC 3844** Dark Bright Turquoise
- **DMC BLANC** White
- **DMC 3804** Dark Cyclamen Pink
- **DMC 307** Lemon
- **DMC 725** Medium Light Topaz
- **DMC 699** Green
- **DMC 702** Kelly Green
- **DMC 741** Medium Tangerine
- **DMC 434** Light Brown
- **DMC 801** Dark Coffee Brown
- **DMC 890** Ultra Dark Pistachio Green
- **DMC 704** Bright Chartreuse
- **DMC 780** Ultra Very Dark Topaz
- **DMC 3371** Black Brown
- **DMC 3761** Light Sky Blue
- **DMC 726** Light Topaz

Preppy sunflower

Needlepoint pattern

Columns 50 to 90, rows 1 to 90. Gray squares: charted already, do not stitch again

This page is the dark part of the chart



Key

- ● **DMC 3844** Dark Bright Turquoise
- ■ **DMC BLANC** White
- ▲ **DMC 3804** Dark Cyclamen Pink
- ◆ **DMC 307** Lemon
- ▼ **DMC 725** Medium Light Topaz
- ★ **DMC 699** Green
- ❖ **DMC 702** Kelly Green
- X **DMC 741** Medium Tangerine
- H **DMC 434** Light Brown
- \+ **DMC 801** Dark Coffee Brown
- = **DMC 890** Ultra Dark Pistachio Green
- Z **DMC 704** Bright Chartreuse
- A **DMC 780** Ultra Very Dark Topaz
- V **DMC 3371** Black Brown
- T **DMC 3761** Light Sky Blue
- N **DMC 726** Light Topaz