Preppy sunglasses clutch, lighthouse

Needlepoint pattern | 126 x 72 stitches | 7 x 4 in (17.8 x 10.2 cm) on 18 mesh | 18 colors



How to stitch it



1. Each square is one tent stitch, up at 1, down at 2. Lines in continental, right to left, the canvas upside down for the next row; wide areas in basketweave.
2. Cut 18 in of thread. Start and end it without a knot left behind.
3. Mark the middle of the canvas. It is the outlined square on page 2, column 63, row 36 (DMC 703): start there. Count threads, not holes.
4. Go on from it: picture first, background last. Gray squares are on two pages: stitch them once.
5. When it is done, block it square.

First time? How to needlepoint: flossfield.com/needlepoint/guides/how-to-start/
How to read a chart: flossfield.com/needlepoint/guides/how-to-read-a-chart/

What you need

Canvas: blank mono canvas, 18 mesh (18 threads to the inch), cut 11 in wide x 8 in high (27.9 x 20.3 cm).

Needle: blunt tapestry, size 22. Also masking tape for the cut edges, and small scissors.

Thread: six-strand floss, 18 colors, about 20 skeins in all (an estimate). Stitch with 4 strands (5 or 6 if canvas shows).

Make it a clutch: a clutch or wallet with an opening this size, or a lining and a closure to sew it up. Measure the opening before you stitch. If the piece is small for it, stitch two extra rows all round, carrying the colors of the edge on. How to finish a purse or clutch.

Thread list, DMC

			stitches	skeins
●	907	Light Parrot Green	2,160	2
■	BLANC	White	2,019	2
▲	3805	Cyclamen Pink	899	1
◆	995	Dark Electric Blue	644	1
▼	823	Dark Navy Blue	501	1
★	3685	Very Dark Mauve	442	1
❖	996	Medium Electric Blue	419	1
X	3804	Dark Cyclamen Pink	386	1
H	827	Very Light Blue	330	1
+	3806	Light Cyclamen Pink	240	1
=	676	Light Old Gold	184	1
Z	703	Chartreuse	183	1
A	955	Light Nile Green	177	1
V	828	Ultra Very Light Sky Blue	166	1
T	825	Dark Blue	136	1
N	726	Light Topaz	116	1
S	928	Very Light Gray Green	37	1
K	963	Ultra Very Light Dusty Rose	33	1

Skeins are estimates: the thread a stitch takes on the front and back of 18 mesh canvas, plus 30 percent, rounded up for each color.
Thread colors are approximate screen matches to DMC numbers. Check against real thread before you buy.
For your own stitching, gifts and handmade pieces you sell. Do not resell or share this PDF or copies of it.

Preppy sunglasses clutch, lighthouse

Needlepoint pattern

Columns 1 to 67, rows 1 to 72. Start at the red outline

This page is the dark part of the chart



Key

- ● **DMC 907** Light Parrot Green
- ■ **DMC BLANC** White
- ▲ **DMC 3805** Cyclamen Pink
- ◆ **DMC 995** Dark Electric Blue
- ▼ **DMC 823** Dark Navy Blue
- ★ **DMC 3685** Very Dark Mauve
- ❖ **DMC 996** Medium Electric Blue
- X **DMC 3804** Dark Cyclamen Pink
- H **DMC 827** Very Light Blue
- \+ **DMC 3806** Light Cyclamen Pink
- = **DMC 676** Light Old Gold
- Z **DMC 703** Chartreuse
- A **DMC 955** Light Nile Green
- V **DMC 828** Ultra Very Light Sky Blue
- T **DMC 825** Dark Blue
- N **DMC 726** Light Topaz
- K **DMC 963** Ultra Very Light Dusty Rose

Preppy sunglasses clutch, lighthouse Needlepoint pattern

Columns 68 to 126, rows 1 to 72. Gray squares: charted already, do not stitch again

This page is the dark part of the chart



Key

- DMC 907 Light Parrot Green
- DMC BLANC White
- DMC 3805 Cyclamen Pink
- DMC 995 Dark Electric Blue
- DMC 823 Dark Navy Blue
- DMC 3685 Very Dark Mauve
- DMC 996 Medium Electric Blue
- DMC 3804 Dark Cyclamen Pink
- DMC 827 Very Light Blue
- DMC 3806 Light Cyclamen Pink
- DMC 703 Chartreuse
- DMC 955 Light Nile Green
- DMC 828 Ultra Very Light Sky Blue
- DMC 825 Dark Blue
- DMC 726 Light Topaz
- DMC 928 Very Light Gray Green
- DMC 963 Ultra Very Light Dusty Rose