Preppy tall ship

Needlepoint pattern | 130 x 130 stitches | 10 x 10 in (25.4 x 25.4 cm) on 13 mesh | 20 colors



How to stitch it



1. Each square is one tent stitch, up at 1, down at 2. Lines in continental, right to left, the canvas upside down for the next row; wide areas in basketweave.
2. Cut 18 in of thread. Start and end it without a knot left behind.
3. Mark the middle of the canvas. It is the outlined square on page 2, column 65, row 65 (DMC 726): start there. Count threads, not holes.
4. Go on from it: picture first, background last. Gray squares are on two pages: stitch them once.
5. Last, two more rows all round, each stitch in the color it lies beside: the seam hides them.

First time? How to needlepoint: flossfield.com/needlepoint/guides/how-to-start/
How to read a chart: flossfield.com/needlepoint/guides/how-to-read-a-chart/

What you need

Canvas: blank mono canvas, 13 mesh (13 threads to the inch), cut 14.5 in square (36.8 cm).

Needle: blunt tapestry, size 20. Also masking tape for the cut edges, and small scissors.

Thread: six-strand floss, 20 colors, about 38 skeins in all (an estimate). Stitch with 7 strands (8 if canvas shows).

Make it a pillow: backing fabric, an insert the size of the stitching or an inch larger, and cord or piping for the edge. How to finish a pillow.

Thread list, DMC

			stitches	skeins				stitches	skeins
●	**3766**	Light Peacock Blue	3,164	5	=	**775**	Very Light Baby Blue	306	1
■	**BLANC**	White	3,026	5	Z	**598**	Light Turquoise	284	1
▲	**823**	Dark Navy Blue	1,949	3	A	**726**	Light Topaz	176	1
◆	**350**	Medium Coral	1,564	4	V	**341**	Light Blue Violet	152	1
▼	**352**	Light Coral	1,488	3	T	**747**	Very Light Sky Blue	107	1
★	**798**	Dark Delft Blue	1,171	2	N	**817**	Very Dark Coral Red	96	1
❖	**3811**	Very Light Turquoise	1,100	2	S	**703**	Chartreuse	58	1
X	**3810**	Dark Turquoise	948	2	K	**699**	Green	53	1
H	**783**	Medium Topaz	665	1	E	**727**	Very Light Topaz	28	1
+	**780**	Ultra Very Dark Topaz	546	1	C	**801**	Dark Coffee Brown	19	1

Skeins are estimates, with the two extra rows: the thread a stitch takes on the front and back of 13 mesh canvas, plus 30 percent, rounded up for each color.

Thread colors are approximate screen matches to DMC numbers. Check against real thread before you buy.

For your own stitching, gifts and handmade pieces you sell. Do not resell or share this PDF or copies of it.

Preppy tall ship Needlepoint pattern

Columns 1 to 69, rows 1 to 69. Start at the red outline

This page is the dark part of the chart



Key

- ● **DMC 3766** Light Peacock Blue
- ■ **DMC BLANC** White
- ▲ **DMC 823** Dark Navy Blue
- ◆ **DMC 350** Medium Coral
- ▼ **DMC 352** Light Coral
- ★ **DMC 798** Dark Delft Blue
- H **DMC 783** Medium Topaz
- \+ **DMC 780** Ultra Very Dark Topaz
- = **DMC 775** Very Light Baby Blue
- A **DMC 726** Light Topaz
- V **DMC 341** Light Blue Violet
- T **DMC 747** Very Light Sky Blue
- N **DMC 817** Very Dark Coral Red
- S **DMC 703** Chartreuse
- K **DMC 699** Green
- E **DMC 727** Very Light Topaz
- C **DMC 801** Dark Coffee Brown

Preppy tall ship

Needlepoint pattern

Columns 70 to 130, rows 1 to 69. Gray squares: charted already, do not stitch again

This page is the dark part of the chart



Key

- ● **DMC 3766** Light Peacock Blue
- ■ **DMC BLANC** White
- ▲ **DMC 823** Dark Navy Blue
- ◆ **DMC 350** Medium Coral
- ▼ **DMC 352** Light Coral
- ★ **DMC 798** Dark Delft Blue
- H **DMC 783** Medium Topaz
- \+ **DMC 780** Ultra Very Dark Topaz
- = **DMC 775** Very Light Baby Blue
- A **DMC 726** Light Topaz
- V **DMC 341** Light Blue Violet
- T **DMC 747** Very Light Sky Blue
- N **DMC 817** Very Dark Coral Red

Preppy tall ship

Needlepoint pattern

Columns 1 to 69, rows 70 to 130. Gray squares: charted already, do not stitch again

This page is the dark part of the chart



Key

- ● **DMC 3766** Light Peacock Blue
- ■ **DMC BLANC** White
- ▲ **DMC 823** Dark Navy Blue
- ◆ **DMC 350** Medium Coral
- ▼ **DMC 352** Light Coral
- ★ **DMC 798** Dark Delft Blue
- ❖ **DMC 3811** Very Light Turquoise
- X **DMC 3810** Dark Turquoise
- H **DMC 783** Medium Topaz
- \+ **DMC 780** Ultra Very Dark Topaz
- = **DMC 775** Very Light Baby Blue
- Z **DMC 598** Light Turquoise
- A **DMC 726** Light Topaz
- V **DMC 341** Light Blue Violet
- E **DMC 727** Very Light Topaz
- C **DMC 801** Dark Coffee Brown

Preppy tall ship Needlepoint pattern

Columns 70 to 130, rows 70 to 130. Gray squares: charted already, do not stitch again

This page is the dark part of the chart



Key

- ● **DMC 3766** Light Peacock Blue
- ■ **DMC BLANC** White
- ▲ **DMC 823** Dark Navy Blue
- ◆ **DMC 350** Medium Coral
- ▼ **DMC 352** Light Coral
- ★ **DMC 798** Dark Delft Blue
- ❖ **DMC 3811** Very Light Turquoise
- X **DMC 3810** Dark Turquoise
- H **DMC 783** Medium Topaz
- \+ **DMC 780** Ultra Very Dark Topaz
- = **DMC 775** Very Light Baby Blue
- Z **DMC 598** Light Turquoise
- A **DMC 726** Light Topaz
- V **DMC 341** Light Blue Violet