Preppy tangerine

Needlepoint pattern | 72 x 72 stitches | 4 x 4 in (10.2 x 10.2 cm) on 18 mesh | 14 colors



How to stitch it



1. Each square is one tent stitch, up at 1, down at 2. Lines in continental, right to left, the canvas upside down for the next row; wide areas in basketweave.
2. Cut 18 in of thread. Start and end it without a knot left behind.
3. Mark the middle of the canvas. It is the outlined square, column 36, row 36 (DMC BLANC): start there. Count threads, not holes.
4. Go on from it: picture first, background last. End the thread before crossing another color.
5. Last, two more rows all round in DMC 602: the board's edge hides them.

First time? How to needlepoint: flossfield.com/needlepoint/guides/how-to-start/
How to read a chart: flossfield.com/needlepoint/guides/how-to-read-a-chart/

What you need

Canvas: blank mono canvas, 18 mesh (18 threads to the inch), cut 8.5 in square (21.6 cm).

Needle: blunt tapestry, size 22. Also masking tape for the cut edges, and small scissors.

Thread: six-strand floss, 14 colors, about 15 skeins in all (an estimate). Stitch with 4 strands (5 or 6 if canvas shows).

Make it an ornament: board, thin batting, backing fabric and twisted cord.
How to finish an ornament.

Thread list, DMC

			stitches	skeins
●	**602**	Medium Cranberry	1,164	2
■	**BLANC**	White	1,044	1
▲	**3841**	Pale Baby Blue	530	1
◆	**741**	Medium Tangerine	393	1
▼	**700**	Bright Green	383	1
★	**970**	Light Pumpkin	318	1
❖	**890**	Ultra Dark Pistachio Green	297	1
X	**740**	Tangerine	260	1
H	**900**	Dark Burnt Orange	215	1
+	**703**	Chartreuse	160	1
=	**3755**	Baby Blue	150	1
Z	**946**	Medium Burnt Orange	122	1
A	**907**	Light Parrot Green	97	1
V	**743**	Medium Yellow	51	1

Skeins are estimates, with the two extra rows: the thread a stitch takes on the front and back of 18 mesh canvas, plus 30 percent, rounded up for each color.

Thread colors are approximate screen matches to DMC numbers. Check against real thread before you buy.

For your own stitching, gifts and handmade pieces you sell. Do not resell or share this PDF or copies of it.

Preppy tangerine Needlepoint pattern

Chart: 72 x 72 stitches. Start at the red outline



Key

- **DMC 602** Medium Cranberry
- **DMC BLANC** White
- **DMC 3841** Pale Baby Blue
- **DMC 741** Medium Tangerine
- **DMC 700** Bright Green
- **DMC 970** Light Pumpkin
- **DMC 890** Ultra Dark Pistachio Green
- **DMC 740** Tangerine
- **DMC 900** Dark Burnt Orange
- **DMC 703** Chartreuse
- **DMC 3755** Baby Blue
- **DMC 946** Medium Burnt Orange
- **DMC 907** Light Parrot Green
- **DMC 743** Medium Yellow