Preppy tardigrade

Needlepoint pattern | 90 x 90 stitches | 5 x 5 in (12.7 x 12.7 cm) on 18 mesh | 17 colors



How to stitch it



1. Each square is one tent stitch, up at 1, down at 2. Lines in continental, right to left, the canvas upside down for the next row; wide areas in basketweave.
2. Cut 18 in of thread. Start and end it without a knot left behind.
3. Mark the middle of the canvas. It is the outlined square on page 2, column 45, row 45 (DMC 3812): start there. Count threads, not holes.
4. Go on from it: picture first, background last. Gray squares are on two pages: stitch them once.
5. Last, two more rows all round, each stitch in the color it lies beside: the opening's edge hides them.

First time? How to needlepoint: flossfield.com/needlepoint/guides/how-to-start/
How to read a chart: flossfield.com/needlepoint/guides/how-to-read-a-chart/

What you need

Canvas: blank mono canvas, 18 mesh (18 threads to the inch), cut 9.5 in square (24.1 cm).

Needle: blunt tapestry, size 22. Also masking tape for the cut edges, and small scissors.

Thread: six-strand floss, 17 colors, about 20 skeins in all (an estimate). Stitch with 4 strands (5 or 6 if canvas shows).

Fit it into a lid: the box or tray, acid-free board and backing. Measure the opening first.
How to fit it into a lid.

Thread list, DMC

			stitches	skeins
●	**823**	Dark Navy Blue	1,887	2
■	**BLANC**	White	1,510	2
▲	**351**	Coral	904	2
◆	**959**	Medium Seagreen	715	1
▼	**3808**	Ultra Very Dark Turquoise	548	1
★	**964**	Light Seagreen	485	1
❖	**958**	Dark Seagreen	456	1
X	**699**	Green	345	1
H	**702**	Kelly Green	344	1
+	**3812**	Very Dark Seagreen	293	1
=	**704**	Bright Chartreuse	182	1
Z	**747**	Very Light Sky Blue	177	1
A	**352**	Light Coral	101	1
V	**349**	Dark Coral	60	1
T	**815**	Medium Garnet	38	1
N	**701**	Light Green	31	1
S	**3325**	Light Baby Blue	24	1

Skeins are estimates, with the two extra rows: the thread a stitch takes on the front and back of 18 mesh canvas, plus 30 percent, rounded up for each color.

Thread colors are approximate screen matches to DMC numbers. Check against real thread before you buy.

For your own stitching, gifts and handmade pieces you sell. Do not resell or share this PDF or copies of it.

Preppy tardigrade

Needlepoint pattern

Columns 1 to 49, rows 1 to 90. Start at the red outline

This page is the dark part of the chart

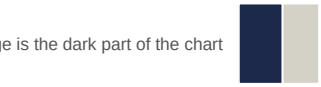



Key

- **DMC 823** Dark Navy Blue
- **DMC BLANC** White
- **DMC 351** Coral
- **DMC 959** Medium Seagreen
- **DMC 3808** Ultra Very Dark Turquoise
- **DMC 964** Light Seagreen
- **DMC 958** Dark Seagreen
- **DMC 699** Green
- **DMC 702** Kelly Green
- **DMC 3812** Very Dark Seagreen
- **DMC 704** Bright Chartreuse
- **DMC 747** Very Light Sky Blue
- **DMC 352** Light Coral
- **DMC 349** Dark Coral
- **DMC 815** Medium Garnet
- **DMC 701** Light Green
- **DMC 3325** Light Baby Blue

Preppy tardigrade

Needlepoint pattern

Columns 50 to 90, rows 1 to 90. Gray squares: charted already, do not stitch again

This page is the dark part of the chart

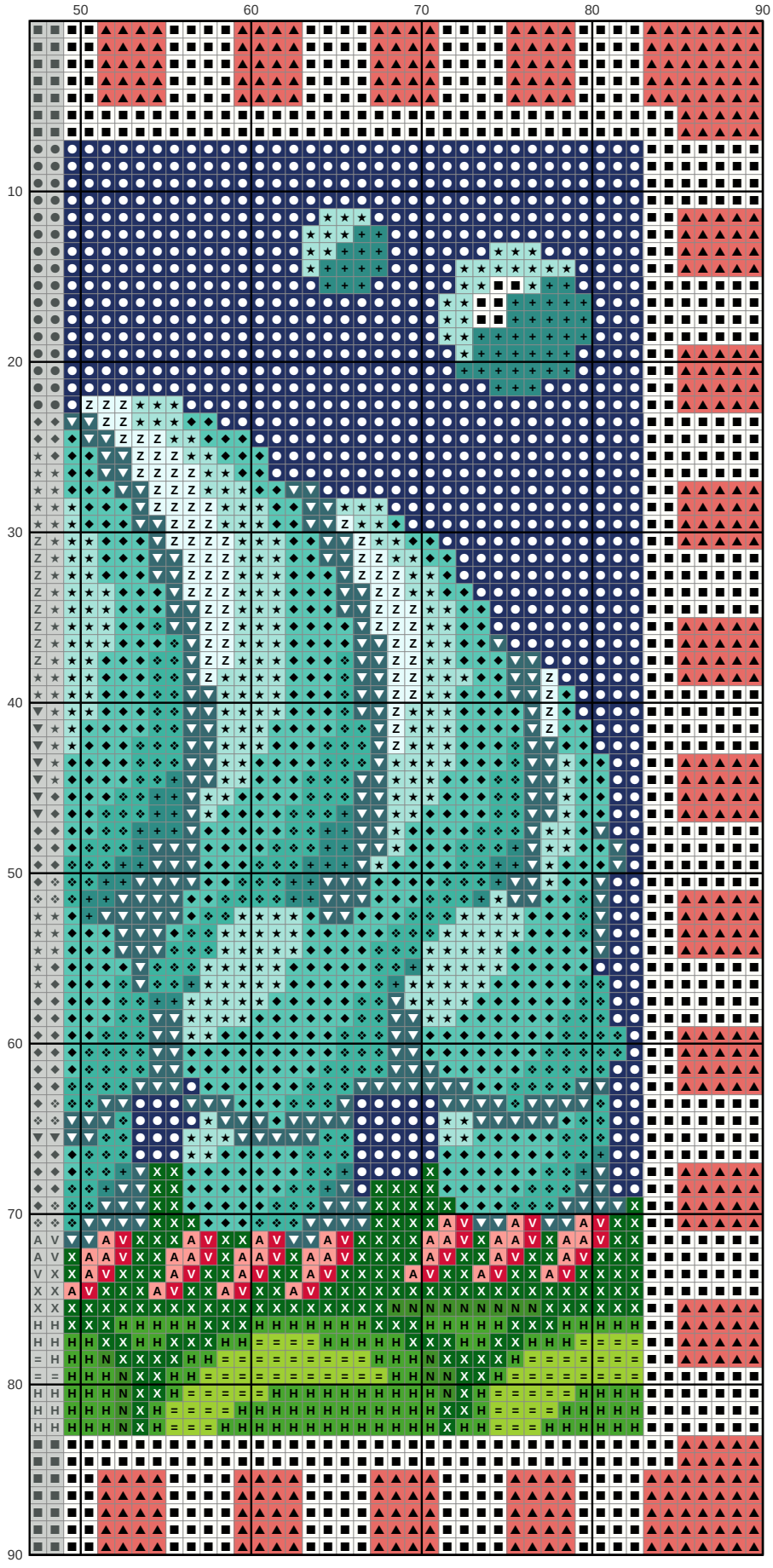

Key

- **DMC 823** Dark Navy Blue
- **DMC BLANC** White
- **DMC 351** Coral
- **DMC 959** Medium Seagreen
- **DMC 3808** Ultra Very Dark Turquoise
- **DMC 964** Light Seagreen
- **DMC 958** Dark Seagreen
- **DMC 699** Green
- **DMC 702** Kelly Green
- **DMC 3812** Very Dark Seagreen
- **DMC 704** Bright Chartreuse
- **DMC 747** Very Light Sky Blue
- **DMC 352** Light Coral
- **DMC 349** Dark Coral
- **DMC 701** Light Green