Preppy taxi with spaniel and hat boxes

Needlepoint pattern | 90 x 90 stitches | 5 x 5 in (12.7 x 12.7 cm) on 18 mesh | 18 colors



How to stitch it



1. Each square is one tent stitch, up at 1, down at 2. Lines in continental, right to left, the canvas upside down for the next row; wide areas in basketweave.
2. Cut 18 in of thread. Start and end it without a knot left behind.
3. Mark the middle of the canvas. It is the outlined square on page 2, column 45, row 45 (DMC 444): start there. Count threads, not holes.
4. Go on from it: picture first, background last. Gray squares are on two pages: stitch them once.
5. Last, two more rows all round, each stitch in the color it lies beside: the opening's edge hides them.

First time? How to needlepoint: flossfield.com/needlepoint/guides/how-to-start/
How to read a chart: flossfield.com/needlepoint/guides/how-to-read-a-chart/

What you need

Canvas: blank mono canvas, 18 mesh (18 threads to the inch), cut 9.5 in square (24.1 cm).

Needle: blunt tapestry, size 22. Also masking tape for the cut edges, and small scissors.

Thread: six-strand floss, 18 colors, about 20 skeins in all (an estimate). Stitch with 4 strands (5 or 6 if canvas shows).

Fit it into a lid: the box or tray, acid-free board and backing. Measure the opening first.
How to fit it into a lid.

Thread list, DMC

			stitches	skeins				stitches	skeins
●	**605**	Very Light Cranberry	1,933	2	+	**703**	Chartreuse	260	1
■	**BLANC**	White	1,353	2	=	**972**	Deep Canary	187	1
▲	**747**	Very Light Sky Blue	937	1	Z	**699**	Green	101	1
◆	**318**	Light Steel Gray	715	1	A	**920**	Medium Copper	81	1
▼	**601**	Dark Cranberry	693	1	V	**300**	Very Dark Mahogany	78	1
★	**310**	Black	500	1	T	**415**	Pearl Gray	57	1
❖	**444**	Dark Lemon	479	1	N	**922**	Light Copper	48	1
X	**413**	Dark Pewter Gray	327	1	S	**3846**	Light Bright Turquoise	44	1
H	**3078**	Very Light Golden Yellow	263	1	K	**3844**	Dark Bright Turquoise	44	1

Skeins are estimates, with the two extra rows: the thread a stitch takes on the front and back of 18 mesh canvas, plus 30 percent, rounded up for each color.

Thread colors are approximate screen matches to DMC numbers. Check against real thread before you buy.

For your own stitching, gifts and handmade pieces you sell. Do not resell or share this PDF or copies of it.

Preppy taxi with spaniel and hat boxes

Needlepoint pattern

Columns 1 to 49, rows 1 to 90. Start at the red outline

This page is the dark part of the chart



Key

- **DMC 605** Very Light Cranberry
- **DMC BLANC** White
- **DMC 747** Very Light Sky Blue
- **DMC 318** Light Steel Gray
- **DMC 601** Dark Cranberry
- **DMC 310** Black
- **DMC 444** Dark Lemon
- **DMC 413** Dark Pewter Gray
- **DMC 3078** Very Light Golden Yellow
- **DMC 703** Chartreuse
- **DMC 972** Deep Canary
- **DMC 699** Green
- **DMC 920** Medium Copper
- **DMC 300** Very Dark Mahogany
- **DMC 415** Pearl Gray
- **DMC 922** Light Copper
- **DMC 3846** Light Bright Turquoise

Preppy taxi with spaniel and hat boxes

Needlepoint pattern

Columns 50 to 90, rows 1 to 90. Gray squares: charted already, do not stitch again

This page is the dark part of the chart



Key

- ● **DMC 605** Very Light Cranberry
- ■ **DMC BLANC** White
- ▲ **DMC 747** Very Light Sky Blue
- ◆ **DMC 318** Light Steel Gray
- ▼ **DMC 601** Dark Cranberry
- ★ **DMC 310** Black
- ❖ **DMC 444** Dark Lemon
- X **DMC 413** Dark Pewter Gray
- H **DMC 3078** Very Light Golden Yellow
- \+ **DMC 703** Chartreuse
- = **DMC 972** Deep Canary
- Z **DMC 699** Green
- A **DMC 920** Medium Copper
- V **DMC 300** Very Dark Mahogany
- T **DMC 415** Pearl Gray
- N **DMC 922** Light Copper
- S **DMC 3846** Light Bright Turquoise
- K **DMC 3844** Dark Bright Turquoise