Preppy teapot

Needlepoint pattern | 90 x 90 stitches | 5 x 5 in (12.7 x 12.7 cm) on 18 mesh | 15 colors



How to stitch it



1. Each square is one tent stitch, up at 1, down at 2. Lines in continental, right to left, the canvas upside down for the next row; wide areas in basketweave.
2. Cut 18 in of thread. Start and end it without a knot left behind.
3. Mark the middle of the canvas. It is the outlined square on page 2, column 45, row 45 (DMC 3823): start there. Count threads, not holes.
4. Go on from it: picture first, background last. Gray squares are on two pages: stitch them once.
5. Last, two more rows all round, each stitch in the color it lies beside: the opening's edge hides them.

First time? How to needlepoint: flossfield.com/needlepoint/guides/how-to-start/
How to read a chart: flossfield.com/needlepoint/guides/how-to-read-a-chart/

What you need

Canvas: blank mono canvas, 18 mesh (18 threads to the inch), cut 9.5 in square (24.1 cm).

Needle: blunt tapestry, size 22. Also masking tape for the cut edges, and small scissors.

Thread: six-strand floss, 15 colors, about 17 skeins in all (an estimate). Stitch with 4 strands (5 or 6 if canvas shows).

Fit it into a lid: the box or tray, acid-free board and backing. Measure the opening first.
How to fit it into a lid.

Thread list, DMC

			stitches	skeins
●	3806	Light Cyclamen Pink	2,445	3
■	605	Very Light Cranberry	1,035	1
▲	BLANC	White	982	1
◆	702	Kelly Green	806	1
▼	472	Ultra Light Avocado Green	705	1
★	699	Green	437	1
❖	823	Dark Navy Blue	346	1
X	704	Bright Chartreuse	310	1
H	895	Very Dark Hunter Green	266	1
+	3325	Light Baby Blue	225	1
=	798	Dark Delft Blue	181	1
Z	601	Dark Cranberry	126	1
A	3823	Ultra Pale Yellow	102	1
V	3747	Very Light Blue Violet	93	1
T	815	Medium Garnet	41	1

Skeins are estimates, with the two extra rows: the thread a stitch takes on the front and back of 18 mesh canvas, plus 30 percent, rounded up for each color.

Thread colors are approximate screen matches to DMC numbers. Check against real thread before you buy.

For your own stitching, gifts and handmade pieces you sell. Do not resell or share this PDF or copies of it.

Preppy teapot

Needlepoint pattern

Columns 1 to 49, rows 1 to 90. Start at the red outline

This page is the dark part of the chart



Key

- DMC 3806 — Light Cyclamen Pink
- DMC 605 — Very Light Cranberry
- DMC BLANC — White
- DMC 702 — Kelly Green
- DMC 472 — Ultra Light Avocado Green
- DMC 699 — Green
- DMC 823 — Dark Navy Blue
- DMC 704 — Bright Chartreuse
- DMC 895 — Very Dark Hunter Green
- DMC 3325 — Light Baby Blue
- DMC 798 — Dark Delft Blue
- DMC 601 — Dark Cranberry
- DMC 3823 — Ultra Pale Yellow
- DMC 3747 — Very Light Blue Violet
- DMC 815 — Medium Garnet

Preppy teapot

Needlepoint pattern

Columns 50 to 90, rows 1 to 90. Gray squares: charted already, do not stitch again

This page is the dark part of the chart



Key

- ● **DMC 3806** Light Cyclamen Pink
- ■ **DMC 605** Very Light Cranberry
- ▲ **DMC BLANC** White
- ◆ **DMC 702** Kelly Green
- ▼ **DMC 472** Ultra Light Avocado Green
- ★ **DMC 699** Green
- ❖ **DMC 823** Dark Navy Blue
- X **DMC 704** Bright Chartreuse
- H **DMC 895** Very Dark Hunter Green
- \+ **DMC 3325** Light Baby Blue
- = **DMC 798** Dark Delft Blue
- Z **DMC 601** Dark Cranberry
- V **DMC 3747** Very Light Blue Violet
- T **DMC 815** Medium Garnet