Preppy teddy bear

Needlepoint pattern | 140 x 140 stitches | 14 x 14 in (35.6 x 35.6 cm) on 10 mesh | 22 colors



How to stitch it



1. Each square is one tent stitch, up at 1, down at 2. Lines in continental, right to left, the canvas upside down for the next row; wide areas in basketweave.
2. Cut 18 in of thread. Start and end it without a knot left behind.
3. Mark the middle of the canvas. It is the outlined square on page 2, column 70, row 70 (DMC 702): start there. Count threads, not holes.
4. Go on from it: picture first, background last. Gray squares are on two pages: stitch them once.
5. Last, two more rows all round in DMC 823: the seam hides them.

First time? How to needlepoint: flossfield.com/needlepoint/guides/how-to-start/
How to read a chart: flossfield.com/needlepoint/guides/how-to-read-a-chart/

What you need

Canvas: blank mono canvas, 10 mesh (10 threads to the inch), cut 18.5 in square (47 cm).

Needle: blunt tapestry, size 18. Also masking tape for the cut edges, and small scissors.

Thread: pearl cotton size 3, 22 colors, about 46 skeins in all (an estimate). Stitch with 2 lengths together.

Make it a pillow: backing fabric, an insert the size of the stitching or an inch larger, and cord or piping for the edge. How to finish a pillow.

Thread list, DMC

			stitches	skeins
●	3761	Light Sky Blue	7,128	11
■	BLANC	White	3,528	6
▲	823	Dark Navy Blue	2,547	6
◆	701	Light Green	1,660	3
▼	605	Very Light Cranberry	873	2
★	602	Medium Cranberry	859	2
❖	727	Very Light Topaz	558	1
X	3752	Very Light Antique Blue	340	1
H	3843	Electric Blue	336	1
+	702	Kelly Green	289	1
=	598	Light Turquoise	276	1
Z	603	Cranberry	251	1
A	310	Black	220	1
V	797	Royal Blue	172	1
T	726	Light Topaz	160	1
N	600	Very Dark Cranberry	93	1
S	700	Bright Green	86	1
K	704	Bright Chartreuse	60	1
E	796	Dark Royal Blue	59	1
C	699	Green	51	1
P	995	Dark Electric Blue	38	1
U	3078	Very Light Golden Yellow	16	1

Skeins are estimates, with the two extra rows: the thread a stitch takes on the front and back of 10 mesh canvas, plus 30 percent, rounded up for each color.

Thread colors are approximate screen matches to DMC numbers. Check against real thread before you buy.

For your own stitching, gifts and handmade pieces you sell. Do not resell or share this PDF or copies of it.

Preppy teddy bear Needlepoint pattern

Columns 1 to 74, rows 1 to 74. Start at the red outline

This page is the dark part of the chart



Key

- ● **DMC 3761** Light Sky Blue
- ■ **DMC BLANC** White
- ▲ **DMC 823** Dark Navy Blue
- ◆ **DMC 701** Light Green
- ▼ **DMC 605** Very Light Cranberry
- ★ **DMC 602** Medium Cranberry
- X **DMC 3752** Very Light Antique Blue
- H **DMC 3843** Electric Blue
- \+ **DMC 702** Kelly Green
- Z **DMC 603** Cranberry
- A **DMC 310** Black
- N **DMC 600** Very Dark Cranberry
- K **DMC 704** Bright Chartreuse
- C **DMC 699** Green

Preppy teddy bear Needlepoint pattern

Columns 75 to 140, rows 1 to 74. Gray squares: charted already, do not stitch again

This page is the dark part of the chart



Key

- ● **DMC 3761** Light Sky Blue
- ■ **DMC BLANC** White
- ▲ **DMC 823** Dark Navy Blue
- ◆ **DMC 701** Light Green
- ▼ **DMC 605** Very Light Cranberry
- ★ **DMC 602** Medium Cranberry
- X **DMC 3752** Very Light Antique Blue
- \+ **DMC 702** Kelly Green
- Z **DMC 603** Cranberry
- A **DMC 310** Black
- V **DMC 797** Royal Blue
- N **DMC 600** Very Dark Cranberry
- S **DMC 700** Bright Green
- E **DMC 796** Dark Royal Blue
- C **DMC 699** Green

Preppy teddy bear Needlepoint pattern

Columns 1 to 74, rows 75 to 140. Gray squares: charted already, do not stitch again

This page is the dark part of the chart



Key

- ● **DMC 3761** Light Sky Blue
- ■ **DMC BLANC** White
- ▲ **DMC 823** Dark Navy Blue
- ◆ **DMC 701** Light Green
- ★ **DMC 602** Medium Cranberry
- ❖ **DMC 727** Very Light Topaz
- X **DMC 3752** Very Light Antique Blue
- H **DMC 3843** Electric Blue
- \+ **DMC 702** Kelly Green
- = **DMC 598** Light Turquoise
- T **DMC 726** Light Topaz
- S **DMC 700** Bright Green
- K **DMC 704** Bright Chartreuse
- C **DMC 699** Green
- P **DMC 995** Dark Electric Blue
- U **DMC 3078** Very Light Golden Yellow

Preppy teddy bear Needlepoint pattern

Columns 75 to 140, rows 75 to 140. Gray squares: charted already, do not stitch again

This page is the dark part of the chart



Key

- ● **DMC 3761** Light Sky Blue
- ■ **DMC BLANC** White
- ▲ **DMC 823** Dark Navy Blue
- ◆ **DMC 701** Light Green
- ★ **DMC 602** Medium Cranberry
- ❖ **DMC 727** Very Light Topaz
- X **DMC 3752** Very Light Antique Blue
- \+ **DMC 702** Kelly Green
- = **DMC 598** Light Turquoise
- V **DMC 797** Royal Blue
- T **DMC 726** Light Topaz
- N **DMC 600** Very Dark Cranberry
- S **DMC 700** Bright Green
- E **DMC 796** Dark Royal Blue
- C **DMC 699** Green