Tennis player frog bean bag

Needlepoint pattern | 104 x 110 stitches | 8 x 8.5 in (20.3 x 21.5 cm) on 13 mesh | 16 colors



Thread key, DMC

			stitches	yards	skeins
●	**890**	Ultra Dark Pistachio Green	1,841	18	3
■	**BLANC**	White	1,737	17	3
▲	**702**	Kelly Green	1,273	13	2
◆	**700**	Bright Green	469	5	1
▼	**336**	Navy Blue	469	5	1
★	**602**	Medium Cranberry	417	4	1
❖	**436**	Tan	296	3	1
X	**704**	Bright Chartreuse	255	3	1
O	**738**	Very Light Tan	246	3	1
+	**739**	Ultra Very Light Tan	200	2	1
=	**725**	Medium Light Topaz	178	2	1
Z	**3752**	Very Light Antique Blue	167	2	1
A	**433**	Medium Brown	162	2	1
V	**3819**	Light Moss Green	124	2	1
T	**604**	Light Cranberry	64	1	1
N	**600**	Very Dark Cranberry	31	1	1

One chart square is one tent stitch over one canvas intersection.

Cut the canvas at least 12 x 12.5 in (30.5 x 31.7 cm) for 13 mesh: the design and 2 in (5.1 cm) of margin on every side.

7,929 stitches in all, inside the outline: the chart is 104 x 110 at its widest and tallest. Start from the center: a red arrow above the chart marks the center column, and one to the left of it the center row. The arrows are on the pages those lines cross.

The chart is on 2 pages, each cut to what is stitched: bare canvas has no page, and a join falls on plain ground where it can. Pages 2 and 3 are turned on their side, for a part that is wider than it is tall. Where chart pages join, gray squares repeat two rows. The small picture at the top of each chart page shows which part it is.

Thread: six-strand floss, 7 or 8 strands in the needle on 13 mesh (counted at 8), about 21 skeins of 8.7 yd in all. Or pearl cotton size 3, 1 strand, about 18 skeins of 16.4 yd; or tapestry wool, 1 strand, about 20 skeins of 8.7 yd; or Persian wool, 2 strands, about 19 skeins of 8 yd. Wool is numbered differently: match it by eye. Needle: tapestry, size 20.

Yards and skeins are estimates: the thread a stitch takes on the front and back of 13 mesh canvas, plus 30 percent, rounded up for each color (about 83 yards in all, as the thread lies in the needle).

Thread colors are approximate screen matches to DMC numbers. Check against real thread before you buy.

When it is stitched: also have a finisher, or the fabric and cord to make it up yourself. Ask before you stitch the edge: some finishes take extra rows. "Ways to finish needlepoint" is a guide linked from this pattern's page.

For your own stitching, gifts and handmade pieces you sell. Do not resell or share this PDF or copies of it.

Tennis player frog bean bag

Needlepoint pattern

Chart 1 of 2: columns 5 to 102, rows 2 to 54

This page is the dark part of the chart

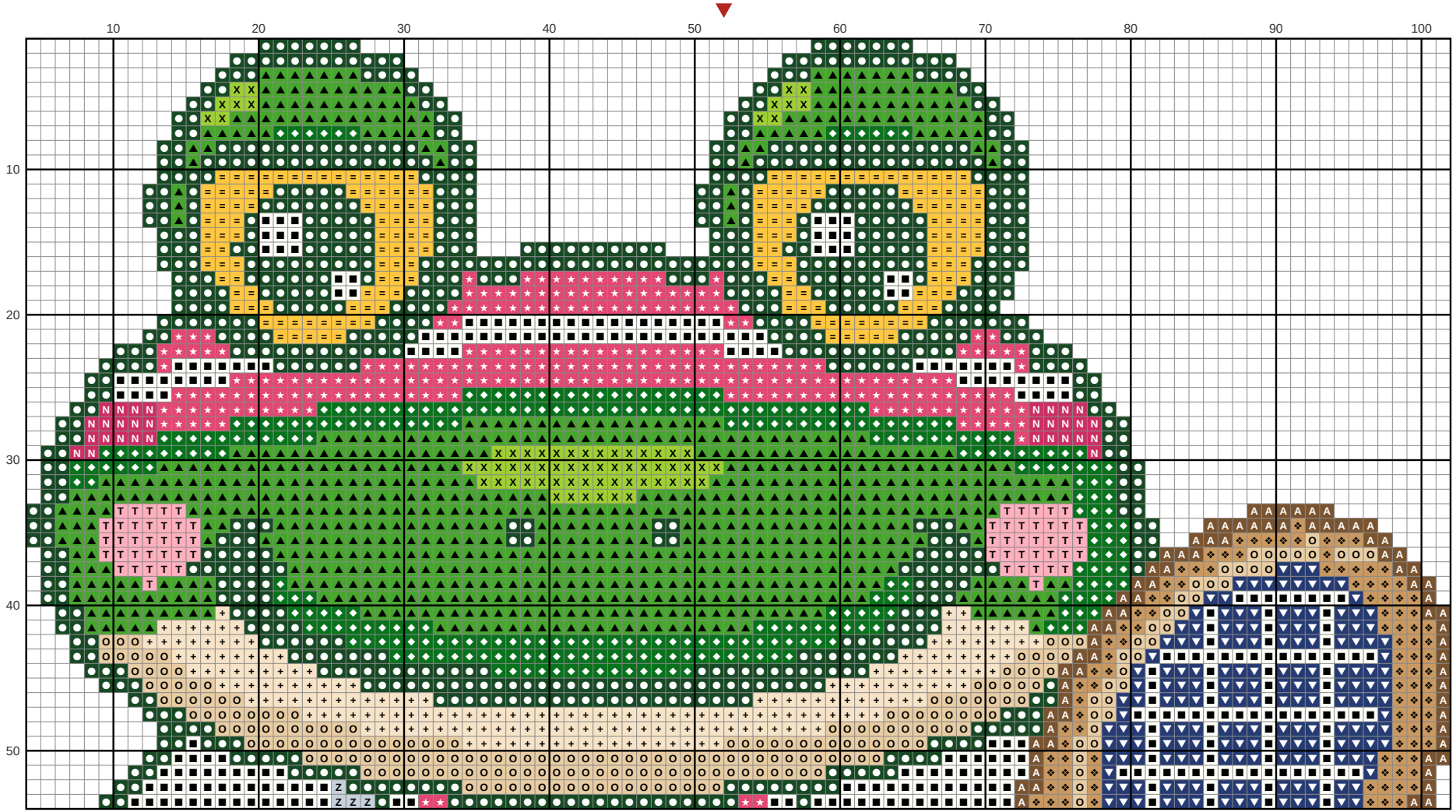

Key

- **DMC 890** Ultra Dark Pistachio Green
- **DMC BLANC** White
- **DMC 702** Kelly Green
- **DMC 700** Bright Green
- **DMC 336** Navy Blue
- **DMC 602** Medium Cranberry
- **DMC 436** Tan
- **DMC 704** Bright Chartreuse
- **DMC 738** Very Light Tan
- **DMC 739** Ultra Very Light Tan
- **DMC 725** Medium Light Topaz
- **DMC 3752** Very Light Antique Blue
- **DMC 433** Medium Brown
- **DMC 604** Light Cranberry
- **DMC 600** Very Dark Cranberry

Tennis player frog bean bag

Needlepoint pattern

Chart 2 of 2: columns 2 to 100, rows 55 to 108; gray squares repeat rows 53 and 54

This page is the dark part of the chart



Key

- **DMC 890** Ultra Dark Pistachio Green
- **DMC BLANC** White
- **DMC 702** Kelly Green
- **DMC 700** Bright Green
- **DMC 336** Navy Blue
- **DMC 602** Medium Cranberry
- **DMC 436** Tan
- **DMC 704** Bright Chartreuse
- **DMC 738** Very Light Tan
- **DMC 3752** Very Light Antique Blue
- **DMC 433** Medium Brown
- **DMC 3819** Light Moss Green